

# Diagnosis of Hepatitis Virus Using Artificial Neural Network

Najla' Fathi Metwally, Eman Khaled AbuSharekh, Samy S. Abu-Naser

Department of Information Technology,  
Faculty of Engineering & Information Technology,  
Al-Azhar University - Gaza, Palestine  
Email: Najla\_f.m-96@hotmail.com

**Abstract:** This paper presents an artificial neural network based approach for the diagnosis of hepatitis virus. A number of factors that may possibly influence the performance of patients were outlined. Such factors as age, sex, Steroid, Antivirals, Fatigue, Malaise, Anorexia, Liver Big, Liver Firm Spleen Palpable, Spiders, Ascites, Varices, Bilirubin, Alk Phosphate, SGOT, Albumin, Protine and Histology, were then used as input variables for the ANN model. Test data evaluation shows that the ANN model is able to correctly predict the diagnosis of more than 93% of prospective Patients.

**Keywords:** Artificial Neural Networks, Hepatitis, Feedforward, Generalized Regression, Self Organizing Maps

## 1. INTRODUCTION

One of the most important features in medicine is the diagnosis of the disease. The diagnosis is defined as the analysis of the physiological or biochemical cause of the disease [1]. It is a complex task and involves a certain level of expertise on the part of the doctor. A sophisticated system is needed to help doctors diagnose the disease accurately and efficiently. The use of technology, especially artificial intelligence (AI), can reduce cost, time, human experience and misdiagnosis [2].

Artificial Neural Networks (ANN) is a type of artificial intelligence that has been widely applied to solve medical problems. It has been used in many applications such as diagnosis, prediction, image analysis, etc. [2]. The ANNs are systems made up of neurons that work in a similar way to the brain. Hepatitis is one of the most deadly diseases. Early detection increases the chances of multiple healing. Hepatitis causes inflammation and destruction of liver cells (liver cells).

Hepatitis can be caused by viruses, bacteria, medicines and others. The disease can be classified as acute or chronic. Acute hepatitis is a rapid, severe and painful onset of the disease. Acute symptoms are more painful for patients, but they are of limited duration and rarely last more than a month or two. Typically, there is only minimal damage to liver cells and little evidence of immune system activity. Chronic hepatitis is a hepatitis that lasts for more than six months. [3] Normally, hepatocellular cells are found in cells that are composed of lymphocytes, plasma cells and sometimes lymphatic follicles. There are five different types of Hepatitis A, B, C, D and E viruses.

Hepatitis A and E are of acute type whereas Hepatitis B, C and D are of chronic type. The chronic hepatitis leads to cirrhosis which causes destruction of liver parenchymal cells.

The purpose of this paper is to use the dataset for the diagnosis of hepatitis using an Artificial Neural Network (ANN). A performance comparison has also been shown between the networks we used and the results were also compared with the previous studies that used the same dataset for the diagnosis and classification of hepatitis.

A practical approach to this type of problem is to apply common regression analysis in which historical data are best fitted to some function. The result is an equation in which each of the inputs  $x_j$  is multiplied by a weight  $w_j$ ; the sum of all such products and a constant  $\theta$ , then gives an estimate of the output  $y = \sum w_j x_j + \theta$ , where  $j=0..n$ [40-50].

The problem here is the complexity of selecting a proper function competent of capturing all forms of data associations as well as automatically adjusts output in case of further information, because the performance of a candidate is controlled by a number of factors, and this control/association is not going to be any straightforward well-known regression model.

An artificial neural network, which emulates the human brain in solving a problem, is a more common approach that can tackle this kind of problem. Thus, the attempt to put up an adaptive system such as Artificial Neural Network to diagnosis of hepatitis virus based on the consequence of these factors[51-62].

### The aims of this study are:

- ❖ to identify some suitable factors that affect a diagnosis of hepatitis virus
- ❖ to convert these factors into forms appropriate for an adaptive system coding, and
- ❖ to model an Artificial Neural Network that can be used to predict a diagnosis of hepatitis virus based on some predetermined data for a given Patient.
- ❖

## 2. Literature Review

Nowadays, ANNs have significantly been used in the field of medicine. They have been applied in the area of pathology, radiology, cardiology, oncology [1]. The ANN have also been used for the diagnosis and classification of various diseases.

Bascil et al. used both the Multilayer Perceptron (MLP) with Levenberg Marquardt training algorithm and Probabilistic Neural Network (PNN) for the diagnosis of hepatitis and used the UCI dataset for this purpose [7].

Jilani et al. used MLP with backpropagation algorithm for the classification of hepatitis C virus using the dataset from UCI machine learning repository [8]. Uttreshwar et al. used both the GRNN and SOM for the diagnosis of hepatitis B using the same UCI dataset [1].

Liang et al. used the ANN for the visualization and classification of Emphysema [9]. ANN is also used for the Classification of Impulse Oscillometric Patterns of Lung Function in Asthmatic Children [10].

Sana Ansari et al. used three types of networks out of which two belong to the supervised category; the Feedforward Backpropagation Neural Network (FFNN) and Generalized Regression Neural Network (GRNN) and one belongs to the unsupervised type; Self Organizing Map (SOM) .

## 3. The Artificial Neural Networks

Artificial neural networks (ANN) or connectionist systems are computing systems indecisively inspired by the biological neural networks that establish animal brains.[4] Such systems "learn" to perform tasks by seeing examples, commonly without being programmed with any task-specific rubrics. They automatically produce identifying features from the learning material that they process [35-39].

An ANN is grounded on a gathering of connected components or nodes called artificial neurons which roughly model the neurons in a biological brain. Each connection, such as the synapses in a biological brain, can convey a signal from one artificial neuron to an alternative one. An artificial neuron that collects a signal can process it and then signal extra artificial neurons linked to it.

In common ANN applications, the signal at a connection among artificial neurons are a actual number, and the result of each artificial neuron is figured by some non-linear function of the totality of its inputs. The connections among artificial neurons are named 'edges'. Artificial neurons and edges naturally have a weight that fine-tunes as learning continues. The weight upsurges or decreases the forte of the signal at a connection. Artificial neurons may have a threshold such that the signal is only directed if the collective signal crosses that threshold. Naturally, artificial neurons are combined into layers. Different layers might do different types of transformations on their inputs. Signals portable from the first layer (the input layer), to the last layer (the

output layer), perhaps after crossing the layers manifold times [10-12].

The original aim of the ANN method was to resolve problems in the same way that a human brain would. But, over time, courtesy enthused to performing precise tasks, leading to deviancies from biology. Artificial neural networks have been used on a diversity of tasks, with computer vision, speech recognition, machine translation, social network filtering, playing board and video games and medical analysis [13-15].

ANN learning can be either supervised or unsupervised. Supervised training is done by giving the neural network a set of data sample along with the expected outputs from each of these samples. Supervised training is the most common form of neural network training. As supervised training proceeds the neural network is taken through several iterations, or epochs, until the actual output of the neural network matches the anticipated output, with a reasonably small error. Each epoch is one pass through the training samples. Unsupervised training is similar to supervised training except that no anticipated outputs are provided. Unsupervised training usually occurs when the neural network is to classify the inputs into several groups. The training progresses through many epochs, just as in supervised training. As training progresses the classification groups are "discovered" by the neural network [16-20].

Training is the process by which these connection weights are assigned. Most training algorithms begin by assigning random numbers to the weight matrix. Then the validity of the neural network is examined. Next the weights are adjusted based on how valid the neural network performed. This process is repeated until the validation error is within an acceptable limit [5, 21].

Validation of the system is done once a neural network has been trained and it must be evaluated to see if it is ready for actual use. This final step is important so that it can be determined if additional training is required. To correctly validate a neural network validation data must be set aside that is completely separate from the training data [6, 22].

About 70% of the total sample data was used for network training in this paper. About 30% of the total sample data served as validation of the system [23-34].

## 4. Methodology

Through the research and diagnosis of a number of patients with the hepatitis virus, a number of factors have been identified that are considered to assist in the diagnosis of this disease. These factors were carefully studied and synchronized with an appropriate number suitable for coding the computer within the modeling environment ANN. These factors were classified as input variables. Output variables reflect the likelihood of a patient's survive or death from the hepatitis virus.

**4.1. The Input Variables**

1. Patient's Age
2. Patient's Gender
3. Steriod
4. Antivirals
5. Fatigue
6. Malaise
7. Anorexia
8. Liver Big
9. Liver Firm
10. Spleen Palpable
11. Spiders
12. Ascities
13. Varices
14. Bilirubin
15. Alkaline Phosphatase
16. SGOT
17. Albumin
18. Prothrombin Time
19. Histology

**Table 1. Input Data Transformation**

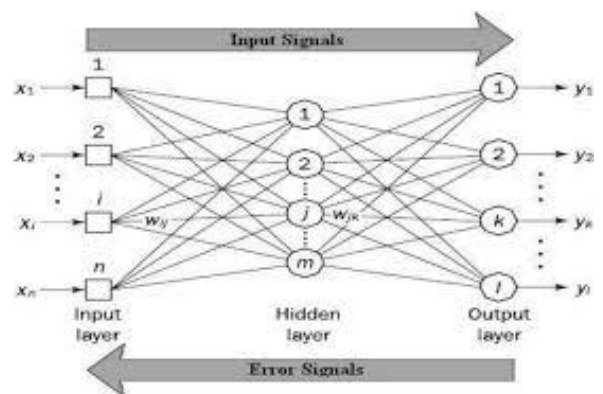
<i>Input Attributes</i>					
S. No	Attributes	Values	S. No	Attributes	Values
1	Age	10-80 Years	11	Spiders	No, Yes
2	Gender	Male, Female	12	Ascities	No, Yes
3	Steroid	No, Yes	13	Varices	No, Yes
4	Antivirals	No, Yes	14	Bilirubin	0.39 - 4.00
5	Fatigue	No, Yes	15	Alkaline Phosphatase	33, 80 - 250
6	Malaise	No, Yes	16	SGOT	13,100 - 500
7	Anorexia	No, Yes	17	Albumin	2.1-6.0
8	Liver Big	No, Yes	18	Prothrombin Time	10 - 90
9	Liver Firm	No, Yes	19	Histology	No, Yes
10	Spleen Palpable	No, Yes			

**4.2. The Output Variable**

The output variable represents the diagnosis of hepatitis by knowing the probability of survive or death of this patient.

**Table 2. Output Data Transformation**

<i>Output Class</i>		
S. No	Attributes	Values
1	Class	Die, Live



**Figure 1: Network Architecture**

**5. Design of the Neural Networks**

**5.1. Network Architecture**

The network is a multilayer perceptron neural network using the linear sigmoid activation function as seen in Figure 1.

As stated earlier, the purpose of this experiment was to diagnose patients with hepatitis. We used feed forward Backpropagation, which provides the facility to implement and test the neural network and its learning algorithm. Our neural network is a feed-forward network, with Single input layer (19 inputs), a hidden layer (6 inputs) and a single Output layer (4 outputs).

A total of 216 patients records were used in the analysis. About 70% of the total data (*i.e.* 152 patients) were used as the training set, and 30% (*i.e.* 64 patients) used for cross validation.

After the training and cross validation, the network was tested with the test data set and the following results were obtained. This involves given the input variable data to the network without the output variable results. The output from the network is then compared with the actual variable data.

The neural network was able to predict accurately 32 out of 32 for live data, and 31 out of 32 of Die data which represents patients with hepatitis used to test the Network's topology. This indicates an overall accuracy of 98.44% for the Artificial Neural network's which a good performance (See Figure 4).

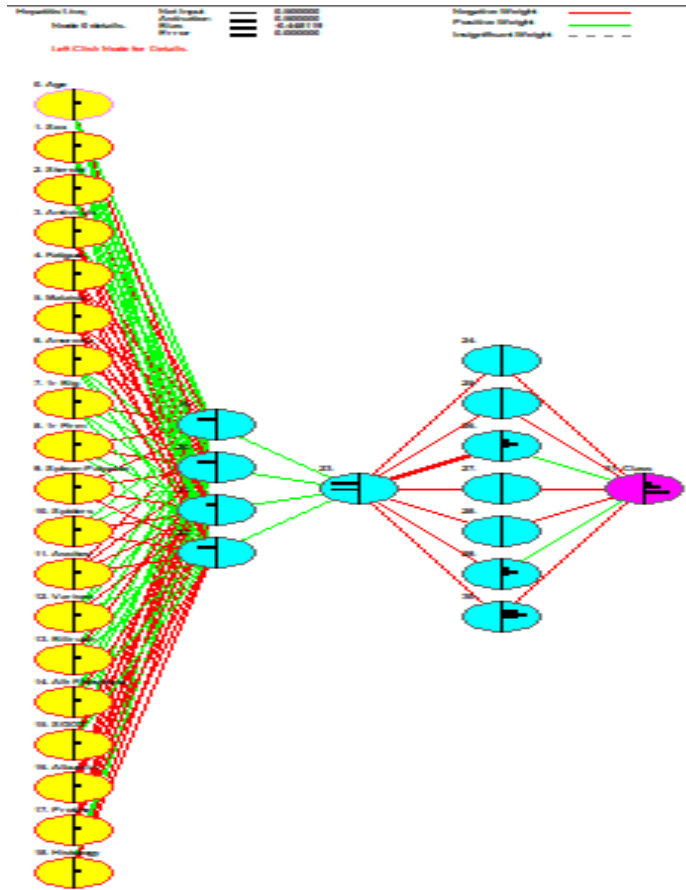


Figure 3: Final ANN Architecture

Hepatitis1.tlvq 2299042 cycles. Target error 0.0100 Average training error 0.016234  
 The first 19 of 19 Inputs in descending order.

Column	Input Name	Importance	Relative Importance
17	Protine	18.4562	
1	Sex	15.8126	
16	Albumin	15.4413	
5	Malaise	13.3759	
10	Spiders	13.3152	
6	Anorexia	12.8391	
9	Spleen Palpable	11.0961	
11	Ascites	10.6234	
8	1r Firm	10.0104	
4	Fatigue	9.9857	
0	Age	9.4649	
13	Bilirubin	8.5663	
18	Histology	8.4193	
3	Antivirals	7.8346	
12	Varices	7.7849	
7	1r Big	7.0916	
2	Steroid	5.9837	
14	Alk Phosphate	4.6142	
15	SGOT	0.9334	

Figure 2: Relative importance of the Input variables

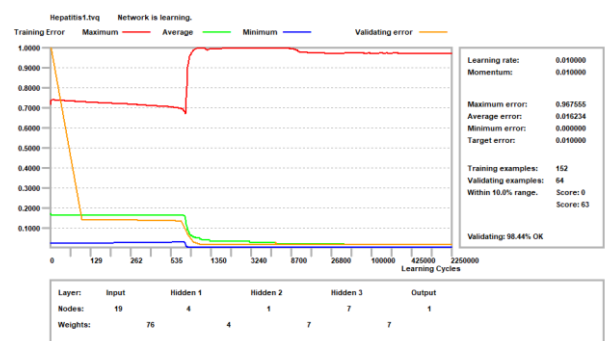


Figure 4: Training and testing of the ANN model

### 7. Conclusion

An artificial Neural Network model for diagnose patients with hepatitis was presented. The model used feed forward backpropagation algorithm for training. The factors for the model were obtained from patient records. The model was tested and the overall result was 98.44%. This study showed the potential of the artificial neural network for diagnoses patients with hepatitis by knowing the probability of survive or death of this patient.

## References

- [1] G. S Uttreshwar, A. A. Ghatol, 'Hepatitis B Diagnosis Using Logical Inference And Generalized Regression Neural Networks', IEEE International Advance Computing Conference, IACC, pp.1587-1595, March 2009.
- [2] D. Itchhaporla, P. B Snow, R. J Almassy and W. J Oetgen, "Artificial neural networks: current status in cardiovascular medicine," Journal of the American College of Cardiology, vol.28, pp. 515-521, 1996.
- [3] S.Davidson, Principles and Practice of Medicine. Churchill Living Stone, 20th edition, 2006.
- [4] "Artificial Neural Networks as Models of Neural Information Processing | Frontiers Research Topic". Retrieved 2018-02-20.
- [5] P. Khanale and S. Chitnis, "Handwritten Devanagari Character Recognition using Artificial Neural Network", Journal of Artificial Intelligence, vol. 4, no. 1, (2011).
- [6] H. Martin and D. Howard, "Neural Network Design", 2nd Edition, Martin Hagan (2014).
- [7] M. S. Bascil & F. Temurtas, "A Study on Hepatitis Disease Diagnosis Using Multilayer Neural Network with Levenberg Marquardt Training Algorithm," Journal of Medical Systems, 16th October 2009 (Published online).
- [8] T. A. Jilani, H. Yasin and M. M. Yasin, "PCA-ANN for Classification of Hepatitis-C Patients," International Journal of Computer Applications, Volume 14, No.7, pp. 1-6, February 2011.
- [9] T. K. Liang, T. Tanaka, H. Nakamura, T. Shirahata and H. Sugiura, "An Automated Three-Dimensional Visualization and Classification of Emphysema using Neural Network," 42nd Asilomar Conference on Signals, Systems and Computers, pp. 1936 – 1940, October. 2008.
- [10] M. Barúa, H. Nazeran, P. Nava, B. Diong., and M. Goldman, "Classification of Impulse Oscillometric Patterns of Lung Function in Asthmatic Children using Artificial Neural Networks", IEEE 27th Annual International Conference of the Engineering in Medicine and Biology Society, pp. 327-331, 2006.
- [11] Abu Naser, S., Zaqout, I., Ghosh, M. A., Atallah, R., & Alajrami, E. (2015). Predicting Student Performance Using Artificial Neural Network: in the Faculty of Engineering and Information Technology. International Journal of Hybrid Information Technology, 8(2), 221-228.
- [12] Elzamly, A., Abu Naser, S. S., Hussin, B., & Doheir, M. (2015). Predicting Software Analysis Process Risks Using Linear Stepwise Discriminant Analysis: Statistical Methods. Int. J. Adv. Inf. Sci. Technol, 38(38), 108-115.
- [13] Abu Naser, S. S. (2012). Predicting learners performance using artificial neural networks in linear programming intelligent tutoring system. International Journal of Artificial Intelligence & Applications, 3(2), 65.
- [14] Elzamly, A., Hussin, B., Abu Naser, S. S., Shibutani, T., & Doheir, M. (2017). Predicting Critical Cloud Computing Security Issues using Artificial Neural Network (ANNs) Algorithms in Banking Organizations. International Journal of Information Technology and Electrical Engineering, 6(2), 40-45.
- [15] Abu Naser, S. S., & Al-Bayed, M. H. (2016). Detecting Health Problems Related to Addiction of Video Game Playing Using an Expert System. World Wide Journal of Multidisciplinary Research and Development, 2(9), 7-12.
- [16] Abu Ghali, M. J., Mukhaimer, M. N., Abu Yousef, M. K., & Abu Naser, S. S. (2017). Expert System for Problems of Teeth and Gums. International Journal of Engineering and Information Systems (IJEAIS), 1(4), 198-206.
- [17] Abu Naser, S., & Akkila, A. N. (2008). A Proposed Expert System for Skin Diseases Diagnosis. INSInet Publication. Journal of Applied Sciences Research, 4(12), 1682-1693.
- [18] El Agha, M., Jarghon, A., & Abu Naser, S. S. (2017). Polymyalgia Rheumatic Expert System. International Journal of Engineering and Information Systems (IJEAIS), 1(4), 125-137.
- [19] Abu Naser, S., Al-Dahdooh, R., Mushtaha, A., & El-Naffar, M. (2010). Knowledge management in ESMDA: expert system for medical diagnostic assistance. AIML Journal, 10(1), 31-40.
- [20] Almurshidi, S. H., & Abu-Naser, S. S. (2018). EXPERT SYSTEM FOR DIAGNOSING BREAST CANCER. Al-Azhar University, Gaza, Palestine.
- [21] Abu Naser, S. S., & Alawar, M. W. (2016). An expert system for feeding problems in infants and children. International Journal of Medicine Research, 1(2), 79-82.
- [22] Al Rekhawi, H. A., Ayyad, A. A., & Abu Naser, S. S. (2017). Rickets Expert System Diagnoses and Treatment. International Journal of Engineering and Information Systems (IJEAIS), 1(4), 149-159.
- [23] Abu Naser, S. S., & AlDahdooh, R. M. (2016). Lower Back Pain Expert System Diagnosis and Treatment. Journal of Multidisciplinary Engineering Science Studies (JMESS), 2(4), 441-446.
- [24] Nabahin, A., Abou Eloun, A., & Abu Naser, S. S. (2017). Expert System for Hair Loss Diagnosis and Treatment. International Journal of Engineering and Information Systems (IJEAIS), 1(4), 160-169.
- [25] Abu Naser, S. S., & Alhabbash, M. I. (2016). Male Infertility Expert system Diagnoses and Treatment. American Journal of Innovative Research and Applied Sciences, 2(4).
- [26] Qwaider, S. R., & Abu Naser, S. S. (2017). Expert System for Diagnosing Ankle Diseases. International



- Journal of Engineering and Information Systems (IJEAIS), 1(4), 89-101.
- [27] Abu Naser, S. S., & Al-Hanjori, M. M. (2016). An expert system for men genital problems diagnosis and treatment. *International Journal of Medicine Research*, 1(2), 83-86.
- [28] Naser, S. S. A., & Hasanein, H. A. A. (2016). Ear Diseases Diagnosis Expert System Using SL5 Object. *World Wide Journal of Multidisciplinary Research and Development*, 2(4), 41-47.
- [29] Nassr, M. S., & Abu Naser, S. S. (2018). Knowledge Based System for Diagnosing Pineapple Diseases. *International Journal of Academic Pedagogical Research (IJAPR)*, 2(7), 12-19.
- [30] Abu Naser, S. S., & El-Najjar, A. E. A. (2016). An expert system for nausea and vomiting problems in infants and children. *International Journal of Medicine Research*, 1(2), 114-117.
- [31] Elqassas, R., & Abu-Naser, S. S. (2018). Expert System for the Diagnosis of Mango Diseases. *International Journal of Academic Engineering Research (IJAER)* 2 (8), 10-18.
- [32] Naser, S. S. A., & Hilles, M. M. (2016). An expert system for shoulder problems using CLIPS. *World Wide Journal of Multidisciplinary Research and Development*, 2(5), 1-8.
- [33] Musleh, M. M., & Abu-Naser, S. S. (2018). Rule Based System for Diagnosing and Treating Potatoes Problems. *International Journal of Academic Engineering Research (IJAER)* 2 (8), 1-9.
- [34] Abu Naser, S. S., & Hamed, M. A. (2016). An Expert System for Mouth Problems in Infants and Children. *Journal of Multidisciplinary Engineering Science Studies (JMESS)*, 2(4), 468-476.
- [35] Almadhoun, H., & Abu-Naser, S. (2017). Banana Knowledge Based System Diagnosis and Treatment. *International Journal of Academic Pedagogical Research (IJAPR)*, 2(7), 1-11.
- [36] Abu Naser, S. S., & Mahdi, A. O. (2016). A proposed Expert System for Foot Diseases Diagnosis. *American Journal of Innovative Research and Applied Sciences*, 2(4), 155-168.
- [37] Dahouk, A. W., & Abu-Naser, S. S. (2018). A Proposed Knowledge Based System for Desktop PC Troubleshooting. *International Journal of Academic Pedagogical Research (IJAPR)* 2 (6), 1-8
- [38] Abu Naser, S. S., & Ola, A. Z. A. (2008). AN EXPERT SYSTEM FOR DIAGNOSING EYE DISEASES USING CLIPS. *Journal of Theoretical & Applied Information Technology*, 4(10).
- [39] Bakeer, H., & Abu-Naser, S. S. (2017). Photo Copier Maintenance Expert System V. 01 Using SL5 Object Language. *International Journal of Engineering and Information Systems (IJEAIS)* 1 (4), 116-124.
- [40] Abu Naser, S. S., & Shaath, M. Z. (2016). Expert system urination problems diagnosis. *World Wide Journal of Multidisciplinary Research and Development*, 2(5), 9-19.
- [41] Khella, R., & Abu-Naser, S. S. (2017). Rule Based System for Chest Pain in Infants and Children. *International Journal of Engineering and Information Systems* 1 (4), 138-148.
- [42] Abu-Naser, S. S., El-Hissi, H., Abu-Rass, M., & El-Khozondar, N. (2010). An expert system for endocrine diagnosis and treatments using JESS. *Journal of Artificial Intelligence; Scialert*, 3(4), 239-251.
- [43] Mrouf, A., Albatish, I., Mosa, M., & Abu Naser, S. S. (2017). Knowledge Based System for Long-term Abdominal Pain (Stomach Pain) Diagnosis and Treatment. *International Journal of Engineering and Information Systems (IJEAIS)* 1 (4), 71-88.
- [44] Abu Naser, S. S., Baraka, M. H., & Baraka, A. R. (2008). A Proposed Expert System For Guiding Freshman Students In Selecting A Major In Al-Azhar University, Gaza. *Journal of Theoretical & Applied Information Technology* 4(9).
- [45] Abu-Nasser, B. S., & Abu-Naser, S. S. (2018). Cognitive System for Helping Farmers in Diagnosing Watermelon Diseases. *International Journal of Academic Information Systems Research (IJAISR)* 2 (7), 1-7.
- [46] Abu Naser, S. S., Alamawi, W. W., & Alfarra, M. F. (2016). Rule Based System for Diagnosing Wireless Connection Problems Using SL5 Object. *International Journal of Information Technology and Electrical Engineering* 5(6), 26-33.
- [47] Akkila, A. N., & Abu Naser, S. S. (2016). Proposed Expert System for Calculating Inheritance in Islam. *World Wide Journal of Multidisciplinary Research and Development* 2 (9), 38-48.
- [48] Abu Naser, S. S., & Zaqout, I. S. (2016). Knowledge-based systems that determine the appropriate students major: In the faculty of engineering and information technology, *World Wide Journal of Multidisciplinary Research and Development* 2 (10), 26-34.
- [49] AbuEl-Reesh, J. Y., & Abu Naser, S. S. (2017). A Knowledge Based System for Diagnosing Shortness of Breath in Infants and Children. *International Journal of Engineering and Information Systems (IJEAIS)* 1 (4), 102-115.
- [50] Abu Naser, S. S., & Bastami, B. G. (2016). A proposed rule based system for breasts cancer diagnosis. *World Wide Journal of Multidisciplinary Research and Development* 2 (5), 27-33.
- [51] Abu-Nasser, B. S. (2017). Medical Expert Systems Survey. *International Journal of Engineering and Information Systems*, 1(7), 218-224.
- [52] Abu Naser, S. S., & AlMursheidi, S. H. (2016). A Knowledge Based System for Neck Pain Diagnosis. *World Wide Journal of Multidisciplinary Research and Development (WWJMRD)*, 2(4), 12-18.
-

- [53] Azaab, S., Abu Naser, S., & Sulisel, O. (2000). A proposed expert system for selecting exploratory factor analysis procedures. *Journal of the College of Education* 4 (2), 9-26.
- [54] Abu-Naser, S. S., Kashkash, K. A., & Fayyad, M. (2010). Developing an expert system for plant disease diagnosis. *Journal of Artificial Intelligence*, 3 (4), 269-276.
- [55] Barhoom, A. M., & Abu-Naser, S. S. (2018). Black Pepper Expert System. *International Journal of Academic Information Systems Research, (IJAISR)* 2 (8), 9-16.
- [56] AlZamily, J. Y., & Abu-Naser, S. S. (2018). A Cognitive System for Diagnosing *Musa Acuminata* Disorders. *International Journal of Academic Information Systems Research, (IJAISR)* 2 (8), 1-8.
- [57] Alajrami, M. A., & Abu-Naser, S. S. (2018). Onion Rule Based System for Disorders Diagnosis and Treatment. *International Journal of Academic Pedagogical Research (IJAPR)*, 2 (8), 1-9.
- [58] Al-Shawwa, M., Al-Absi, A., Abu Hassanein, S., Abu Baraka, K., & Abu-Naser, S. S. (2018). Predicting Temperature and Humidity in the Surrounding Environment Using Artificial Neural Network. *International Journal of Academic Pedagogical Research (IJAPR)*, 2(9), 1-6.
- [59] Salah, M., Altalla, K., Salah, A., & Abu-Naser, S. S. (2018). Predicting Medical Expenses Using Artificial Neural Network. *International Journal of Engineering and Information Systems (IJEAIS)*, 2(20), 11-17.
- [60] Marouf, A., & Abu-Naser, S. S. (2018). Predicting Antibiotic Susceptibility Using Artificial Neural Network. *International Journal of Academic Pedagogical Research (IJAPR)*, 2(10), 1-5.
- [61] Jamala, M. N., & Abu-Naser, S. S. (2018). Predicting MPG for Automobile Using Artificial Neural Network Analysis. *International Journal of Academic Information Systems Research (IJAISR)*, 2(10), 5-21.
- [62] Kashf, D. W. A., Okasha, A. N., Sahyoun, N. A., El-Rabi, R. E., & Abu-Naser, S. S. (2018). Predicting DNA Lung Cancer using Artificial Neural Network. *International Journal of Academic Pedagogical Research (IJAPR)*, 2(10), 6-13.