

# Compatibility Intruder Avoiding System in Border

Vedanth Srivatson A

PG Student

Department of Electronics Engineering (SENSE), VIT AP University, Amravati, Guntur, India  
vedanthsrivatson07@gmail.com

**Abstract**-As of now, the observation of worldwide line regions is a challenging assignment. It isn't feasible for our soldiers to watch the lines every second. The Indian boundary military power is confronting a gigantic annihilation from Pakistan, China, Myanmar, Sri Lanka, and Bangladesh. Trespassers and inducers cross our lines deceptively. To conquer the above issues, we created a Border security framework that manufactures online wellbeing. Close to the boundary, which is wholly controlled and mechanized. Checking, detecting, and distinguishing the human penetration. Weapon enactment when the interruption intrudes the line. Enacting the Alerting framework and regulator room (every day, every day) through Arduino UNO and Wireless IP Camera (IoT Cloud) makes physical moves utilizing PIR sensors. Here, we used every data that could be caught naturally through Walkie-Talkie by our troopers.

**Keywords:** Arduino UNO, Wireless IP Camera, Weapon detection, Trespasser, Intruder

## I. INTRODUCTION

All nations worldwide are restless about public line security, specifically those entering their country to live and work or unlawful pirate products. Huge dividers and formal security conventions guarantee actual boundary intersections, yet the expense of developing and keeping up with transparent partitions and walls is too costly in secluded places. The limits of a nation are one of its most significant guards against an assortment of dangers; however, they additionally have various defects that can be taken advantage of for unlawful increase, unlawful relocation, or militant psychological exercises. The solid line's honesty is significant, particularly in regions with long land or ocean limits. These feeble outskirts can be fortified by utilizing specialized leap forwards like infrared sensors, heat-detecting cameras, automated flying vehicles, and radar and satellite surveillance. Nations are likewise cooperating to grow inclusion along shared borders. The ability to recognize sluggish targets, particularly in the complex sloping territory, settles on re-checking transponders as the best decision for far-off surveys and the location of vehicles, individuals, and even crawlers attempting to cross boundaries illicitly.

The Border Surveillance System (BSS) organizes line watch missions and gives constant comprehensive reconnaissance, early caution, and focus. The BSS also works on earthly and nautical security, provincial control, and boundary assurance by giving consistent association across the entire line security organization. Line security, monetary turn of events, and public power all forestall the unlawful development of weapons, medications, stash, and individuals while supporting legal access and exit. The significant objectives of a boundary observation framework are to safeguard the nation's lines and public foundation, like oil stages and pipelines, from interruptions and plans to direct unlawful or criminal wrongdoings. A line reconnaissance framework is a modern framework that consolidates cutting-edge advances in

radar, electro-optical frameworks, underground sensors, and different kinds of sensors, actual hindrances, and incorporated interchanges to give order and control capacities. The boundary reconnaissance framework comprises various leveled structures that incorporate at least one Command and Control center (CCC) and an assortment of Sensor Stations (SS). Sensor stations, which can be fixed or wandering, are put across the reconnaissance region. The Border Surveillance System was made to lead reconnaissance in every atmospheric condition and screen the line region. The Battle Field Surveillance Radar (BFSSR) and the EO payload are incorporated. Mounted on the skillet slant gadget are a day camera, eye-safe LRF, MWIR TI, DMC, and GPS. At the perception tower, they're put away. Psychological militant assaults, carrying, and unlawful movement pose huge dangers to borders. Sensor and data information should be combined to give advanced circumstance mindfulness. A total of crude sensor information is performed through the programmed combination of referred to and related information. Engineering that works with data trading from different sources was made and tried as a feature of the SOBCAH (Surveillance of Borders, Coastlines, and Harbors) project.

Since the progressions of remote IoT innovation utilized for line security purposes, this framework, in light of the grouping of human signals drawn from recordings emissary by rambles outfitted with cameras and sensors progressively was recommended by Siham Boukhalfa et al.; The method depends on the associations between shrewd articles wherein depends on getting pictures through rambles outfitted with cameras that can interface with cell phones. It can screen borders from any spot and utilize the qualities of motions associated with being risky rather than the appearances. Be that as it may, this isn't reasonable for line security purposes since drones are mobile parts that are handily gone after intruders by weapons like firearms [1]. S. Sudhakar et al. consolidated inserted frameworks online security, which is numerous entrance robots. The Robot has a remote camera that continually screens the area and moves the live

sound/video to the controller focus. In the Control area, an RF transmitter and beneficiary module work at 433.92 MHZ (ZigBee band) to send and get information. The portable Robot can really be controlled from a distance of 50 meters. For the most part, this sort of Robot can't find its application in regions where humans can't proceed to screen, subsequently helping in reconnaissance activity and rides in a fiasco the board happens, because versatile Robot isn't really helping for line security purposes in automated region psychological oppressor are handily gone after [2].

Kanoujiya et al. integrated a line security framework utilizing Arduino and ultrasonic sensors. This is an electronic framework that is utilized on different line fencing segments, in regions where there is no boundary fencing, and in areas where troop watches are troublesome or incomprehensible. This framework uses the echolocation procedure, which depends on ultrasonic wave radar, RF correspondence, and infrared innovation. It is constrained by the different regulators, every one of which controls the various sensors, engines, and line-following robots as indicated by the client's desires utilizing straightforward coding on the control sheets. Fundamental faults of ultrasonic sensors are not plainly to distinguish the human. It effectively recognizes living and non-living articles, as it were. So it isn't suitable for the boundary security framework [3]. Sheela et al. carried out a Border security framework utilizing Raspberry Pi because of picture catch, distributed storage, and remote information transmission. To recognize invasion, picture handling strategies, for example, sound decrease, RGB to dark change, foundation deduction, and histogram of arranged angles (HOG), are utilized. This framework hasn't used any sensors to recognize that human intruders effectively enter. Moving portable Robots are not appropriate for line security framework since they are effectively harmed by a psychological militant in the automated region [4].

They are evolved different gadgets to execute for line security purposes until this point and contrasted with different strategies we have defeated for an improved arrangement in Border security. Our Paper proposed a Border reconnaissance framework utilizing Arduino UNO and Wireless IP Camera (IoT cloud); PIR Sensor is a boundary interruption discovery strategy that caution the regulator room. We have Implemented Programming in C Language to Arduino UNO for our Border Surveillance framework. Arduino UNO is an open-source stage in light of a Wireless IP Camera that can associate articles and information moves utilizing the Wi-Fi convention. This framework has PIR sensors that are liable for the location of interruption as they are mounted over the part points of support. The sensors persistently turn back and forward in the scope of specific degrees (180) and show the interruption over the radar with its area. This framework is wholly robotized and needs only a couple of people for support purposes. An extraordinary human sensor is PIR (latent infrared), used to distinguish a person around 20 feet(6.09m) distance. This sensor utilizes the idea of Black Body Radiation. The discovery and alarming of each warrior through a walkie-talkie (every minute of every day)

empowered a voice recorder to make a significant move to take care of issues at the lines. Our Paper is the best in class and has excellent precision with different determinations, particularly for officers.

## II. LITERATURE SURVEY

Dawoud et al. proposed another framework for identifying different articles and infiltrators utilizing a warm imaging camera (FLIR). Two organizations, wired and remote, connect the boundary and check regions. IoT interfaces an organization of sensors in line destinations. Correspondence between Raspberry Pi and ESP8266 utilizing Machine Queuing Telemetry Transport Protocol (MQTT) [5]. Mohsen. et al. presented different grouping strategies, for example, Naïve Bayes, SVM, Multilayer Perceptron, BFD-Tree, LAD-Tree, and J48. The errand is to distinguish the gatecrashers and intruders utilizing AI. In this technique, line observing was centered around three targets: unarmed individuals, individuals wearing impenetrable coats (Soldier), and ACP that transport a mass of ferrous. Results are accomplished by a predominance of the J48 calculation [6]. An IOT-based brilliant line utilizing Machine Learning was recommended by Neda et al. to distinguish the interlopers and intruders. CIBMS is a five-layer line security framework to carry out the D4R2 (discourage, identify, separate, delay, reaction, recuperate). Face discovery and gatecrasher location calculations distinguish CCTV cameras, warm imaging, night-vision gadgets, reconnaissance radars, laser pillars, and underground sensors to recognize lowered water, land, air, and passages [7]. For recognizing the items, human face location and acknowledgment are actuated. Pictures are caught and saved with the wanted name as a mark on that face. The line observation framework utilizes PC vision. It incorporates reconnaissances, ready signs to send a sign of gatecrasher, and intruder location [8]. Mallikarjun et al. executed the interloper recognizing framework on a lengthy reach (LoRa) approach. The framework comprises remote sensor organizations to identify the human gatecrasher in a region utilizing Passive infrared sensors (PIR). Correspondence between The Things Network (TTN) server and the LoRa sensor is accomplished through the LoRa Gateway. TTN Server finds the information data on the Google Maps, which is utilized to find the interloper [9]. Execution of spy robot for observation framework utilizing web convention of raspberry pi proposed by Ghanem et al. for International boundary security framework. A Raspbian working framework in light of a government agent robot stage has been created with a checking and control calculation IoT, which will save human lives, lessen manual blunder, and safeguard the country from foes like an intruder and gatecrashers [10].

## MATERIALS AND METHODS

### A. Methodology

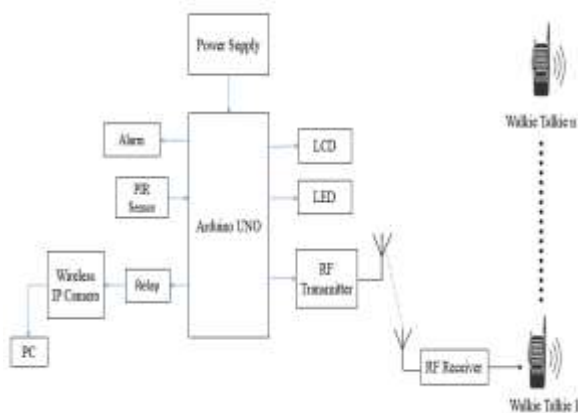


Fig 1. Block diagram of border surveillance system

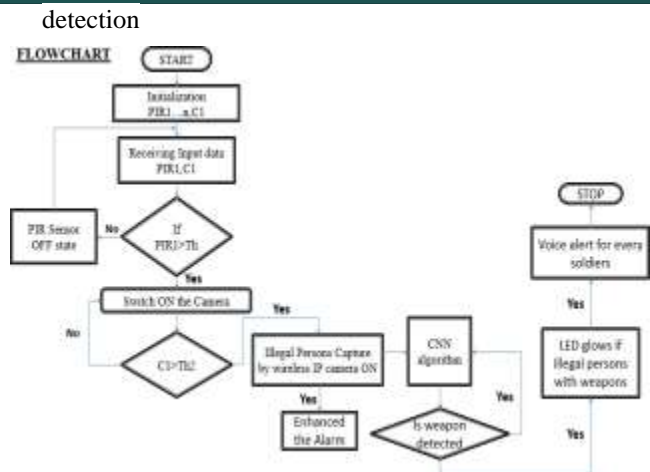
### RF Transmitter

In our proposed technique, there are two units: the transmitter/distant unit, which is put at the boundary (automated region), and the subsequent one is the collector/control segment in the control room. The Transmitter unit comprises of PIR (fire electric IR) locator, which is only a sensor that senses IR, which is discharged from the human body. When it gets a human body IR signal, it gives a high result in its result pin, which contributes to the Arduino UNO. When the regulator gets this specific info, it communicates an alert transmission to the control room through an RF transmitter. It drives a transfer so that it actuates the Wireless IP camera. The block diagram of the proposed method is shown in Fig. 1.

### RF Receiver

When this transmission gets to the recipient, the regulator accepts the data as info. A voice bank unit additionally gets empowered. It initiates a warning of "Alert an adversary is recognized" likewise its switch on a PC where the Wireless IP camera yield is associated with the PC so an individual at the control room can take a dream of what going on the boundary. When the care individual in the control room finds any unapproved passage of a neighboring nation fear-based oppressor or assailant,, he can actuate a firearm situated at the boundary side from the actual room. This is finished by squeezing an order key, which only contributes from the control unit to the distant unit. This large number of transmissions are taken over by an RF transmitter and a recipient, which are put at both the finishes. The RF is a 433MHZ transmitter beneficiary unit. Any arrangement of RF transmitter and recipient on the matching of their addresses can match together. It is feasible to communicate information from a solitary RF transmitter to numerous RF collectors simply by matching their ID addresses.

Fig 2. Step by step procedure flowchart for weapon



The Fig. 2 embarks on the step-by-step approach of ABSS. While switching on the system first step is initializing the PIR sensor (In this we are setting the threshold value above 1 for sensing the person-ON State and below 0 for sensing will not occur-OFF State) and switching on the wireless IP camera for capturing illegal persons then the alarm will be ringed. For detecting the weapon activities on the border, we have modulated the CNN algorithm and LED glows if any trespasser or intruder entered the border with weapons. In a fraction of seconds, the message will be transmitted through a voice alert for every soldier (24/7).

### PIR sensors

The PIR (detached infrared) sensor is a pyro electric device that knows movement by reckoning changes in the infrared levels transmitted by encompassing articles. This movement can be famed by examination for a high sign on a sign I/O pin Small size makes it simple to cover and viable with all parallax Arduino UNO. Like the PIR sensor, pyro electric gadgets have components made of a glass-like material that produces an electric charge when offered to IR.

The surface temperature of the human body is between  $36^{\circ}\text{C} - 27^{\circ}\text{C}$  and the greater part of its brilliant energy is amassed in the frequency scope of 8 um-12 um. Carried out the idea of Black body radiation accentuation on the Human body that transmits heat persistently at all frequencies of light are, known as a dark body approach.

### Wireless IP Camera

In contrast with simple camera innovation, IP cameras are the best remote surveillance cameras accessible in the conflict field. Signal entrance through hindrances, signal encryption, and protection from impedance from other 2.4 GHz gadgets are probably the most observable advantages of utilizing IP-based remote cameras. A remote IP Camera is utilized to catch the intruder and interloper in the line. What's more, covers around the distance of 135m (442ft). Our Wireless IP Camera's ability to identify human-sized things from huge spans makes them ideal for land and seaside line observation and protection.

### Border (infrared beam alarm) SL-650QM

The border line is a medium-range dynamic infrared shaft innovation that makes an impervious hindrance. An alert will sound, assuming an article or a living intruder is presented to the shaft. It is as often as possible used to get a particular district and forestall unlawful access.

Here are four infrared shafts, Maximum distance of 200 meters, False Alarm Protection, and Waterproof (can be introduced outside). When caution is set off, the LED marker flickers, and the alert at the boundary produces a noisy sound.

### RF Transmitter & Receiver SST-433

The SST-433 is great for controller application where minimal expense and extended reach is essential. The transmitter works from a 1.5-12v inventory, making it ideal for battery-fueled bids. The transmitter utilizes a balanced-out oscillator, guaranteeing exact recurrence control for finest reach execution. Yield power and symphonious releases are not difficult to control, making FCC and ETSI consistence in simple manner. The assembling accommodating SIP style bundle and minimal expense make the STT\_433 apposite for high volume devices.

The STR-433 is inactive for short-range controller applications where rate is indispensable and where cost is a crucial concern. The recipient module requires no outside RF parts aside from the radio wire. It creates essentially no outflow, making FCC and ETSI endorsement simple. The super-regenerative plan shows outstanding awareness for an exceptionally minimal price. The circuit diagram of the proposed method is shown in Fig. 2.

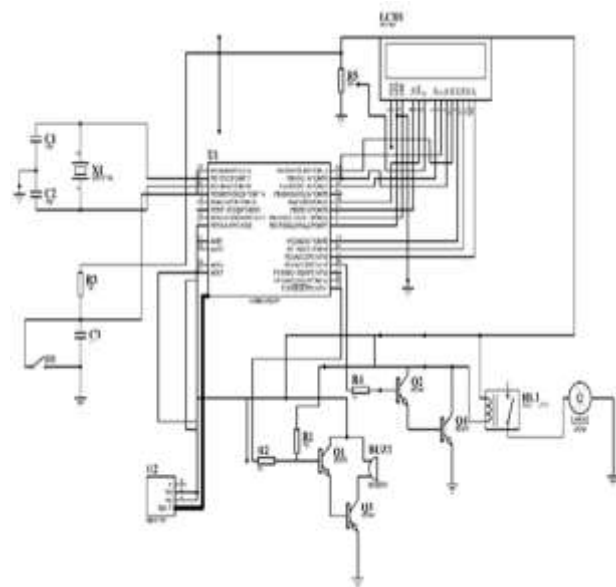


Fig. 2. Circuit diagram of the proposed system

### Arduino UNO

UNO is an open-source controller a ended the microchip

basis based on a solitary IC. Arduino UNO was formed to address an problem for the chip to be located into minimal expense items. Structure a total microchip context on a introverted chip significantly diminishes the expenditure of building basic items, which utilize the chip's ability to execute their capacity, because the chip is a distinctive method for carrying frequent items. Arduino UNO additionally called "outline on a chip" or "single-chip microchip framework" or "PC on a chip" An Arduino UNO is a Computer-On-A-Chip, or on the other hand, assuming that you like, a solitary chip PC. Miniature offers that the device is little, and the controller lets you know that the gadget' may be utilized to control articles, cycles, or instances. One more term to portray an Arduino UNO is installed controller, because the Arduino UNO and its help circuits are frequently fused into, or inserted in, the appliances they control.

### Voice Informer (Walkie-Talkie)

The APR9600 is a negligible cost, unrivaled execution sound record/replay IC that uses a straightforward streak limit. The sign can be heard by a partner, a speaker to the SP+ and SP- pins. The chip-wide organization is accomplished through a blend of the model and hold circuit. The straightforward Write/Read circuit is coordinated by either within oscillator or an external clock source. Whenever playback is needed, the generally taken care recording is recuperated from memory, low pass isolated and upgraded as shown on the right-hand side of the layout. The sign can be heard by interacting with a speaker to the SP (+) and SP (-) pins.

### Deep learning-based finding modules

The motive recognition of the module to redevelop the identification target into a characterization task ensuing dual stages. In the first place, they apply a specific inquiry strategy to create competitor districts from the info picture and then, at that point, dissect every up-and-comer proposition with a CN-rooted arrangement module. The mix of two stages is basic to the recognition execution.

### Selective search techniques

We utilize the CNN algorithm to recognize methods in distant video observation for ongoing danger level discovery and grouping targets crossing borders. The calculation utilized for AI objects in the recordings in the exploration is the CNN calculation. The undermined level classifier execution four-overlay order of the level continuous video into protected, low, high (danger). The alarm cautioning framework determines the kind of interruption human, vehicle, or weapon can be distinguished through underneath procedures we have executed. One of the quickest search methods is the RPN segmentation search calculation. In the request for thousands, it creates significantly fewer up-and-comer locales in view of the following straightforward supposition: the regions from the info picture containing an amorphous shape are judged as likely recommendations. The principal location module in presenting the RPN segmentation search algorithm

was RCN. Afterward, the RPN search strategy was changed over into a completely complex and difficult network, called Region Proposal Network (RPN), which permitted changing over the two-venture identification method into single-step methods called the start to finish recognition model. The primary start to finish a module in embracing RPN as search methodology was FR-CN observed by R-FCN. Faster RCN works in dual stages. It utilizes RP-N to produce over 100 locales of concern utilizing a few windows contemplating different evade perspective proportions on the final component map. Then, it orders these recommendations with the following completely associated stages. RFCN can be counted as better execution of F-RCN. It intertwines the RPN and is categorized fully intent on expanding the re-usage of the computation, and recall gets to divide information.

The quickest strategy for weapon identification was remembered first for You Look Only Once (YOLO) [17], then in Single Shot MultiBox Detector (SSD) [13]. This procedure partitions the information picture into a customary lattice and then chooses up-and-comer districts focused in the framework cells. The arrangement score of every applicant district is determined utilizing the scores got in the matrix cells to where it has a place. This method is quick since it re-uses the order of the framework units.

#### Complex Convolutional network-based model

CNN is a specific sort of brain organization. They are worked as a pile of complex (conventional) stages (CL), pooling stages (PL), and complete associated stages (FCCL). Complex Convolutional and completely associated stages are learnable stages, while the pooling stage is a decreased stage that assists in expanding the deliberation by evening out between learnable stages (LL). Ongoing CNN's characterization models progressively reveal huge upgrades in an assortment of PC vision undertakings, object acknowledgment, object identification, and picture division. Apart from this section, CN-N enacted methodology can be implemented more numerous ways. It can be split into three categories: ResNet, Inception,, and ResNet V2.

ResNet: Since the one and only CN-based design (Alex Net) that success the Image-Net 2012 contest, each resulting perfect and best engineering involves many stages in a profound brain organization to lessen the blunder rate. This works for fewer stages, yet when we increment the number of stages, there is a typical issue in profound learning that was inbuilt and called the Diminishing/Detonating slope. This makes the slope acts as 0 or excessively huge. Along these lines, when we expanded various stages, the preparation and checking when blunder rate likewise increment.

The methodology behind this organization is rather than stages become familiar with the basic planning, we permit the organization to fit the remaining planning. Thus, rather than say  $H(x)$ , introductory planning, let the organization fit,

$F(x) := H(x) - x$  which gives  $H(x) := F(x) + x$ . The benefit of summing this sort of omit association is that, in such a case that any stages hurt the exhibition of design, then, at that point, it will be omitted by regularization. Thus, this outcomes in preparing an extremely profound brain network without the issues brought about by disappearing/detonating inclination. The creators of the Paper probed 100-1000 on the CIFAR10 dataset.

There is a comparable methodology called "interstate organizations" these organizations likewise use skip association. Like LSTM, these omit associations likewise utilize parametric entryways. These entryways decide how much data goes through the omit association. This engineering, has not given exactness one step ahead of ResNet design.

InceptionV2: Google Net [24] attained the ILSVRC-2014 discovery dare. It depends on the redundancy of the structure block segment called Inception portrayed in Figure 2. This model extricates various degrees of elements connected due to the module. The initiation model implants seven complex convolutions and one pooling layer separated into component channels; four are acquainted with increment width and profundity. InceptionV2 network consists of eight Inception models and two alternating models, which are a variety of Inception.

Figure 3: RIM utilized for Inception-ResNet-V2 engineering. Beginning A, Inception-C, and Inception-B squares are portrayed from left to right. Referred.

Commencement ResNetV-2: The mix of the remaining associations and Inception, i.e., Inception-ResNet plot, has shown ahead execution in picture acknowledgment. In this work, we incorporated the Inception-ResNetV2 design, which addresses the cutting edge in picture arrangement. This design utilizes worked-on Inception models with leftover associations, as displayed in found on 3. Initiation ResNetV2 depends on varieties of first Inception models, five Inception-B, ten Inception-A, and five Inception-C squares requested from the complex order to the lesser network levels.

For the calculation proposed above in this work, the exactness of the weapon identification is normal at 98.7%.

All the parameters are controlled automatically. If we do, the installation controller always watches the input port when  $PIR_i$  exists at the Threshold ( $Th$ ), and the controller automatically identifies some illegal persons (trespassers or intruders). When the controller switches on the camera immediately and takes the snapshot in different images and video streaming, it sends it to the PC. Now Machine learning algorithm processes whether trespassers have a weapon or not. Then the controller alters the soldiers through the voice informer (Walkie-Talkie).

#### IV.Result and discussion

The simulation is done with the help of Matlab software 2020a under the configuration of Windows 10, 64 GB RAM GPU. In this study, first, the selection of the network is carried out, second, the performance of the suggested

method is studied, and finally, the implementation of the proposed system is described. The test was made for normal and infectious images with the help of different datasets available for this proposed method.

### Selection of the best finding model

It broke down to an exhibition of a few mixes of cutting-edge grouping modules and area choice strategies to find a good recognition module video for observation. Specifically, we examined these mixes: 1) Inception-V2-SSD, 2) ResNet-101-R-FCN, and 3) ResNet101, ResNet50 and InceptionV2, Inception-ResNet-V2-Faster R-CNN. All the discovery module was introduced utilizing the pre-prepared loads on the COCO dataset made of 200,000 excess named pictures. We utilized calibrating via preparing the last completely associated stages of the organization. The preparation interface takes from 3 to 4 hours.

Execution of the location module is estimated regarding genuine up-sides, misleading up-sides, recall, F1-score, precision, and inference time rate (ITR) are shown in Table 1. The preparation and examination were completed on Database-4 and test-it separately. By and large, (ResNet101, ResNet50, InceptionV2, and Inception-ResNet-V2) Faster R-CN and (InceptionV2) SSD accomplish superior execution as it may well be found. This superior exhibition can be made sense of by how moves gained from COCO have extremely valuable for the growing experience as COCO incorporates the blade class comprised of around 8,500 pictures.

TABLE I. COMPARISON BETWEEN THE PROPOSED METHOD AND OTHER STATE-OF-THE METHODS

Methods	Recall	Precisio n	F1- score	ITR
ResNet50	89.23	93.26%	89.37	1.8
ResNet101	%	94.02%	%	3.2
InceptionV2	90.74	95.19%	92.36	5.5
Inception+ResNet -V2	%	100%	%	13.
	91.58		94.84	7
	%		%	
	94.25		96.93	
	%		%	

Specifically, the most reliable module is R-CN Faster (ResNetV2- Inception-), giving an of 95%-F1. Notwithstanding, it isn't reasonable to close ongoing undertakings as it has a pace of 1.4 fps. The quickest finder is (InceptionV2) SSD, but it delivers awful outcomes. As we Centre on video reconnaissance, the discovery must be exact and quick simultaneously. In this way, we select FCN-R (ResNet101) to construct our virus steel arm indicator. Utilizing 100 locale proposition FCN-R (ResNet101) accomplishes a decent accuracy, 100 percent, review 88.62% and 93.97%F1, which is near the best technique and gives sensible induction period rates.

### Study of the intensity impact on the detection performance

Below the high-intensity stages, the sensor camera attempt to remunerate those circumstances. However, summing the commotion or kill is helpful to attain the subtleties in the picture, which influence the location execution. As a rule, our objective articles are little metallic blades that can undoubtedly vanish because of the impression of the radiance on their stages. Then, we break down the effect of the brightness stages on the (ResNet101) RFCN identification module execution.

We utilized twelve test recordings recorded with a Wireless IP surveillance camera, TP-Link Tapo C100 of goal 1,080p, outline rate 30fps, and view-field 95.1°. It is a Night motion camera. The test recordings are isolated into four gatherings of various brilliance stages low, medium, high, and fake brightness. For a good correlation, every one of the recordings shows a similar individual rehashing similar activities at a similar separation from the camera. Every one of the recordings was kept involving a similar camera arrangement in a similar scene. The test recordings incorporate three normal blades of various sizes, little, medium, and enormous. Little, medium and enormous allude to the extent of the non-blocked piece of weapon regarding the impeded part by the hands is shown in Fig. 3.

The intruders and gatecrasher are gone after with weapons and unlawful initial in the borderates. Here we executed PIR sensors for catching the people with the assistance of LED sparkles unlawful people are caught with weapons, 2) While illegal persons are entered in Border alarm will ON automatically with the help of wireless IP camera captured the trespassers or intruders, and 3) While illegal persons are entered in Border alarm will ON automatically with the help of wireless IP camera captured the trespassers or intruders. With the help of LED glows, illegal persons are captured with weapons. The LCD shows the number of trespassers and intruders then we alter the soldiers with voice alert through the walkie-talkie. The hardware is implemented in Arduino UNO using the above scenarios is shown in Fig. 4.



Fig. 3. Results of detected weapon with the soldiers It is provided to display information such as an intruder. The LCD displays the information about the trespassers with

positions left or right through a voice informer (walkie-talkie) to alert every soldier on the border.



**Fig. 4.** Trespasser detection information displayed in LCD display



**Fig. 5** Command window of weapon detection-IDE 3.9

The detection occurs on small Guns (Revolver) it shows like Weapons. In the Command window prompts like weapons are detected in the rectangle frame 1.

The detection occurs on long Guns (ak47) it shows like Weapons. In the

Command window prompts like weapons are detected in the rectangle frame 1.

The detection occurs on knives it shows like Weapons. In the Command window prompts like weapons are detected in the rectangle frame 1.

In F6.5 shows command window prompts results when the weapons raised.

A cold steel weapon location framework in video observation requires a quick and vigorous recognition model for genuine situations and under different brilliance conditions. In this part, we give:

A depiction of the equipment, programming arrangement, and model hyper-boundaries used to complete the trial study.

The exhibition examination of a few present-day recognition models to choose a quick and precise model reasonable for constant identification.

What do different splendor conditions present in genuine situations mean for the identification execution.

## CONCLUSION

The administrative work has finished effectively and acceptably. From the start, we led many square-wise examinations and checked the activity of all squares exclusively, and subsequently, we didn't confront a lot of trouble in the last joining of the Paper. All boundaries are controlled naturally. A unique human sensor is PIR (Passive Infrared), which is used to identify people around 20ft. After detecting the picture when the regulator switches ON the camera right away and takes the photographs and live video web-based are gathered by PC. Presently, we carry out AI calculations. Whether intruders are kept weapons or not, the regulator adjusts the soldier through a voice informer (Walkie-talkie) in borders every minute. In ongoing, we can execute with new advancements for line control.

## REFERENCES

1. Boukhalfa, S., Amine, A., & Hamou, R. M. (2022). Border Security and Surveillance System Using IoT. *International Journal of Information Retrieval Research (IJIRR)*, 12(1), 1-21. <http://doi.org/10.4018/IJIRR.289953>
2. Sudhakar, S., Kumar, E. P., & Thiagarajan, S. (2016). Border security and multi-access robot using embedded system. *Indian Journal of Science and Technology*, 9(16), 1-5.
3. Akhilesh, M. K., Ratnakar, M. J., Sandesh, M. R., & Adnaan, M. K. (2020). BORDER SECURITY SYSTEM USING ARDUINO, ULTRASONIC SENSORS AND IOT.
4. S. S. D. N. K. R. V. P. (2018). Border Security using Raspberry Pi. *International Journal on Recent and Innovation Trends in Computing and Communication*, 6(3), 50-55. <https://doi.org/10.17762/ijritcc.v6i3.1457>
5. D. ALshukri, V. L. R, S. E. P and P. Krishnan, "Intelligent Border Security Intrusion Detection using IoT and Embedded systems," 2019 4th MEC International Conference on Big Data and Smart City (ICBDSC), 2019, pp. 1-3, doi: 10.1109/ICBDSC.2019.8645587.

6. M. Othmani, M. H. Jeridi, Q. -G. Wang and T. Ezzedine, "Border Trespasser Classification Using Artificial Intelligence," in *IEEE Access*, vol. 9, pp. 72284-72298, 2021, doi: 10.1109/ACCESS.2021.3079702
7. N. Fatima, S. A. Siddiqui and A. Ahmad, "IoT based Border Security System using Machine Learning," *2021 International Conference on Communication, Control and Information Sciences (ICCISc)*, 2021, pp. 1-6, doi: 10.1109/ICCISc52257.2021.9484934
8. A. Yasar Z., D. Kumar R., S. Aadarsh and H. Kumar G., "Border Surveillance System using Computer Vision," *2020 6th International Conference on Advanced Computing and Communication Systems (ICACCS)*, 2020, pp. 623-628, doi: 10.1109/ICACCS48705.2020.9074171
9. B. C. Mallikarjun, K. J. Kiranmayi, N. Lavanya, K. H. Prateeksha and J. Sushmitha, "Intruder Detection System - A LoRa Based Approach," *2020 5th International Conference on Communication and Electronics Systems (ICCES)*, 2020, pp. 255-258, doi: 10.1109/ICCES48766.2020.9137923.
10. G. O. E. Abdalla and T. Veeramanikandasamy, "Implementation of spy robot for a surveillance system using Internet protocol of Raspberry Pi," *2017 2nd IEEE International Conference on Recent Trends in Electronics, Information & Communication Technology (RTEICT)*, 2017, pp. 86-89, doi: 10.1109/RTEICT.2017.8256563.