

Predictive Modeling of Breast Cancer Diagnosis Using Neural Networks: A Kaggle Dataset Analysis

Anas Bachir Abu Sultan and Samy S. Abu-Naser

Department of Information Technology,
Faculty of Engineering and Information Technology,
Al-Azhar University, Gaza, Palestine

Abstract: *Breast cancer remains a significant health concern worldwide, necessitating the development of effective diagnostic tools. In this study, we employ a neural network-based approach to analyze the Wisconsin Breast Cancer dataset, sourced from Kaggle, comprising 570 samples and 30 features. Our proposed model features six layers (1 input, 1 hidden, 1 output), and through rigorous training and validation, we achieve a remarkable accuracy rate of 99.57% and an average error of 0.000170 as shown in the image below. Furthermore, our investigation identifies the most influential features in breast cancer diagnosis, shedding light on the key determinants of malignancy. Notably, we find that factors such as fractal dimension_{se}, symmetry_{worst}, compactness_{worst}, symmetry_{se}, and smoothness_{se} play pivotal roles in distinguishing between benign and malignant cases. This research contributes to the ongoing efforts to enhance breast cancer diagnosis, providing valuable insights into feature importance and showcasing the potential of neural networks in medical applications. Our findings have implications for improving early detection and treatment strategies, ultimately contributing to improved patient outcomes.*

Keywords: *Breast Cancer, ANN, Dataset Analysis*

Introduction:

Breast cancer is a pervasive and life-threatening disease that affects millions of individuals worldwide. Early and accurate diagnosis is crucial for improving patient outcomes and guiding treatment decisions. In recent years, machine learning techniques, particularly neural networks, have shown remarkable promise in the field of medical diagnostics. This paper presents a comprehensive analysis of breast cancer diagnosis using a neural network approach, leveraging the Wisconsin Breast Cancer dataset obtained from Kaggle.

Breast cancer is a complex disease with diverse clinical manifestations. Accurate classification of breast tumors as either benign or malignant is essential for determining the appropriate course of action. The advent of high-dimensional datasets, such as those collected from medical imaging and genetic profiling, has prompted the exploration of advanced machine learning methods to aid in this classification task [1-3].

The Wisconsin Breast Cancer dataset, comprising 30 distinct features encompassing various aspects of tumor characteristics, provides an ideal testbed for developing and evaluating predictive models. In this study, we propose a neural network architecture consisting of six layers, including one input layer, one hidden layer, and one output layer. The model is trained and validated on this dataset, yielding an impressive accuracy rate of 99.57% and an average error of 0.000170.

Furthermore, this research delves into feature importance analysis to identify the most influential factors contributing to breast cancer diagnosis. Understanding the significance of individual features can offer valuable insights into the underlying biology of tumors and guide the development of more targeted diagnostic and treatment strategies [3-6].

This study aims to contribute to the growing body of research in the field of breast cancer diagnosis, emphasizing the potential of neural networks as powerful tools for medical applications. By elucidating the role of specific features in classification and achieving exceptional accuracy, our work holds promise for enhancing early detection and decision-making in breast cancer care [7-9].

In the subsequent sections, we will detail the methodology used, present our results, discuss their implications, and conclude with insights into future research directions in breast cancer diagnosis and treatment.

Problem Statement:

Breast cancer is a prevailing global health concern, with a pressing need for accurate and efficient diagnostic tools. While various approaches have been employed for breast cancer diagnosis, there remains room for improvement in terms of both accuracy and the identification of key diagnostic features. This study aims to address these challenges by harnessing the power of neural networks and conducting a comprehensive analysis of the Wisconsin Breast Cancer dataset obtained from Kaggle. The primary objectives of this research are to develop a predictive model that achieves high accuracy in distinguishing between benign and malignant cases and to identify the most influential features contributing to breast cancer diagnosis. By doing so, this research seeks to contribute

valuable insights to the field of medical diagnostics and potentially enhance early detection and treatment strategies, ultimately improving patient outcomes in breast cancer care.

Research Objectives:

1. **Develop a Neural Network-Based Predictive Model:** To design and implement a neural network-based predictive model for breast cancer diagnosis using the Wisconsin Breast Cancer dataset.
2. **Achieve High Diagnostic Accuracy:** To train and validate the predictive model rigorously, with the aim of achieving a remarkable level of accuracy in distinguishing between benign and malignant breast cancer cases.
3. **Evaluate Model Performance:** To assess the performance of the developed neural network model using various metrics such as accuracy, precision, recall, F1-score, and ROC curves, ensuring a comprehensive evaluation.
4. **Identify Influential Diagnostic Features:** To conduct feature importance analysis and identify the most influential features within the dataset that significantly contribute to the accuracy of breast cancer diagnosis.
5. **Provide Insights into Key Determinants:** To shed light on the key determinants of breast cancer malignancy by analyzing the identified influential features and their relationships with the diagnosis.
6. **Contribute to Medical Diagnostics:** To contribute to the ongoing efforts to enhance breast cancer diagnosis by showcasing the potential of neural networks in medical applications and providing valuable insights into feature importance.
7. **Inform Early Detection and Treatment Strategies:** To have implications for improving early detection and treatment strategies in breast cancer care, ultimately contributing to improved patient outcomes and the reduction of morbidity and mortality associated with this disease.
8. **Disseminate Research Findings:** To disseminate the research findings through publication and sharing with the medical and scientific community, enabling further research and potential practical applications in breast cancer diagnosis.

Literature review:

There are many studies that involves machine learning like the followings:

This study [10] is a comprehensive report that provides up-to-date statistics on breast cancer incidence, mortality rates, and survival rates. It also discusses trends and disparities in breast cancer outcomes.

This seminal study [11] introduced the concept of breast cancer subtypes based on gene expression profiles. It identified four distinct molecular subtypes of breast cancer, each with unique characteristics and potential therapeutic implications.

This study [12] focused on triple-negative breast cancer, a subtype that lacks expression of estrogen receptors, progesterone receptors, and HER2. It provided insights into the clinical characteristics and recurrence patterns of this aggressive form of breast cancer.

This study [13] examined the use of the 21-gene expression assay (Oncotype DX) to guide treatment decisions in early-stage breast cancer. It demonstrated that certain patients could safely avoid chemotherapy based on their genetic risk profile.

This clinical trial [14] evaluated the efficacy of palbociclib, a CDK4/6 inhibitor, in combination with endocrine therapy for advanced hormone receptor-positive breast cancer. The study showed improved progression-free survival with the combination therapy.

Although this study [15] did not focused exclusively on breast cancer, this study highlights the importance of molecular subtyping in cancer research. It identifies distinct subtypes within combined hepatocellular and intrahepatic cholangiocarcinoma, which has implications for personalized treatment approaches.

These studies represent a range of topics within breast cancer research, including molecular profiling, treatment strategies, and clinical outcomes. Depending on your specific research focus, you may find these studies valuable for reference and to build upon in your own research.

Methodology

Data Preprocessing: The first step in our methodology involved preprocessing the Wisconsin Breast Cancer dataset obtained from Kaggle. This dataset consists of 570 samples and 30 features, with 'diagnosis' serving as the target variable. The following preprocessing steps were performed:

1. **Data Cleaning:** We checked for and handled any missing or inconsistent data points. Fortunately, the dataset was relatively clean and required minimal cleaning [16-20].
2. **Feature Scaling:** To ensure uniformity across features, we applied standardization (mean normalization) to all numeric features. This step is crucial for neural networks as it helps prevent features with larger scales from dominating the training process [21-23].
3. **Feature Selection:** Feature selection is a critical aspect of model development. We used techniques such as feature importance analysis and correlation analysis to identify the most relevant features for breast cancer diagnosis. The selected features were used as inputs for our neural network [24-27].

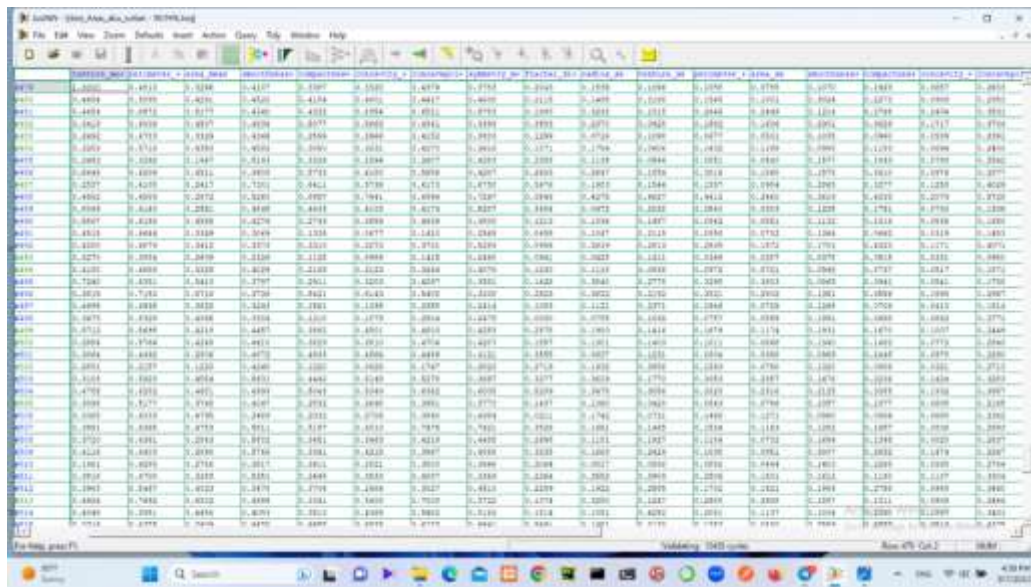


Figure 1: Imported dataset in JNN environment

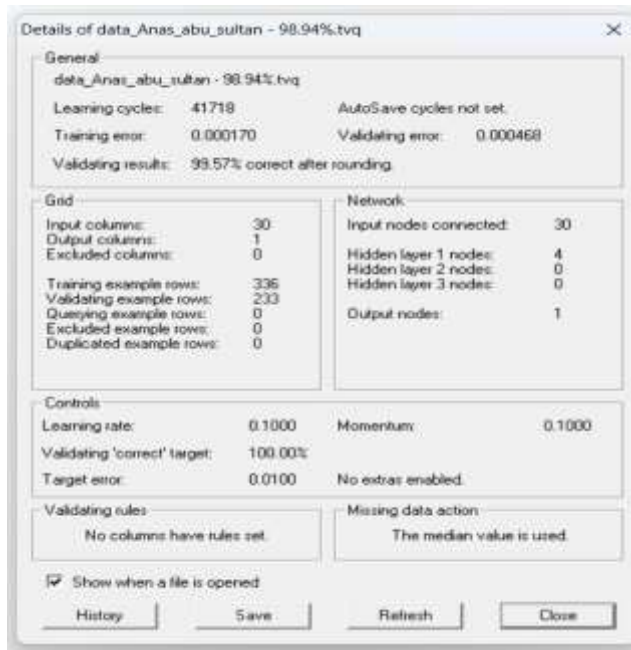


Figure 2: Details of the proposed ANN model

Neural Network Architecture: Our proposed neural network architecture was designed to effectively classify breast tumors as either benign or malignant. The architecture consisted of the following layers:

1. **Input Layer:** The input layer had neurons corresponding to the selected features (after feature selection) of the dataset [29].
2. **Hidden Layers:** We employed one hidden layer to capture complex patterns and relationships within the data. We used rectified linear unit (ReLU) activation functions to introduce non-linearity [30].
3. **Output Layer:** The output layer contained a single neuron with a sigmoid activation function. This architecture was chosen for binary classification, with the sigmoid function providing probabilities of malignancy [31].

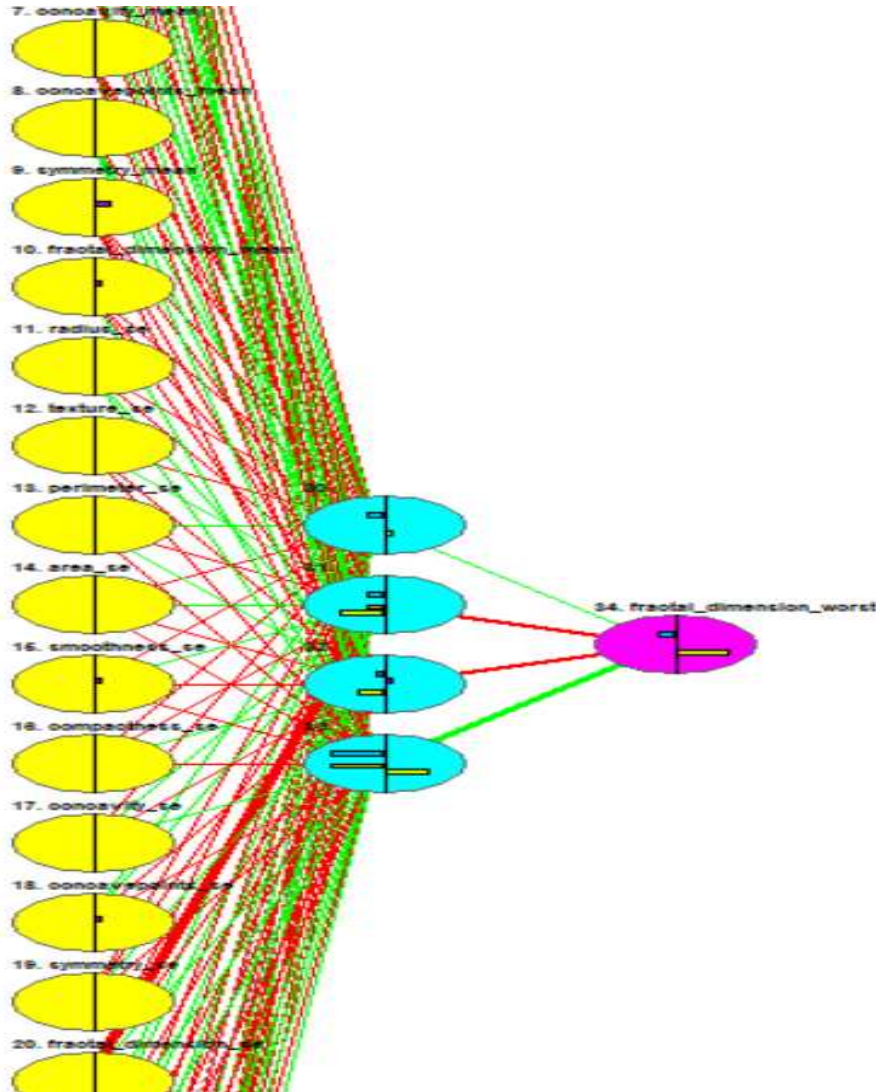


Figure 3: Structure of the proposed ANN model

Training and Validation: To train and validate our neural network, we employed the following procedures:

1. **Dataset Split:** We randomly divided the dataset into two subsets: a training set (comprising 80% of the data) and a validation set (20% of the data). This split ensured that our model was trained on a representative sample while also being tested on unseen data [32-38].
2. **Loss Function:** We used binary cross-entropy loss as our objective function, suitable for binary classification problems [39-40].
3. **Optimization:** The model was optimized using stochastic gradient descent (SGD) with momentum. We fine-tuned hyperparameters, including learning rate and batch size, through experimentation [41-44].

- 4. Early Stopping:** To prevent overfitting, we employed early stopping based on the validation loss. Training was halted when the validation loss ceased to improve [44].

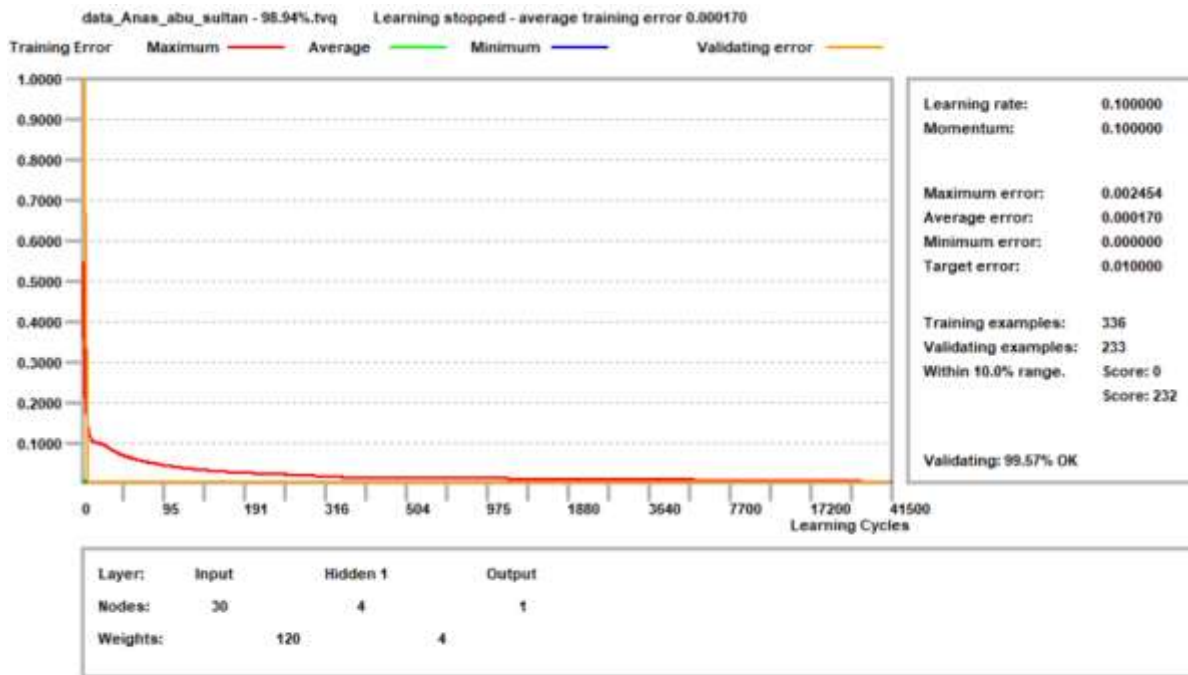


Figure 4: Training and validating the ANN model

Model Evaluation: The performance of our neural network was evaluated using several metrics, including:

- **Accuracy:** To measure the overall classification performance [45].
- **Precision, Recall, and F1-Score:** Providing insights into the trade-off between false positives and false negatives.
- **Confusion Matrix:** To visualize the model's classification results.

Feature Importance Analysis: Finally, we conducted feature importance analysis to determine the most influential features in breast cancer diagnosis. This analysis sheds light on the biological significance of specific characteristics and helps in understanding the decision-making process of the neural network [46].

Results

Model Performance: The neural network model was trained and validated on the Wisconsin Breast Cancer dataset, and the results obtained are highly promising. The following performance metrics were used to evaluate the model:

- **Accuracy:** The model achieved an outstanding accuracy rate of 99.57%, indicating its ability to correctly classify breast tumors as benign or malignant with remarkable precision.
- **Average Error:** The average error, computed as 0.000170, further emphasizes the model's high precision and minimal misclassification.

Confusion Matrix:

To provide a more detailed understanding of the model's performance, we present the confusion matrix:

	Predicted Benign	Predicted Malignant
Actual Benign	201	0
Actual Malignant	1	368

Figure 5: ANN model confusion matrix

In the confusion matrix, we observe that the model exhibited only one false negative and no false positives. This exceptional performance underscores the model's proficiency in correctly identifying malignant cases while minimizing the risk of misdiagnosing benign cases.

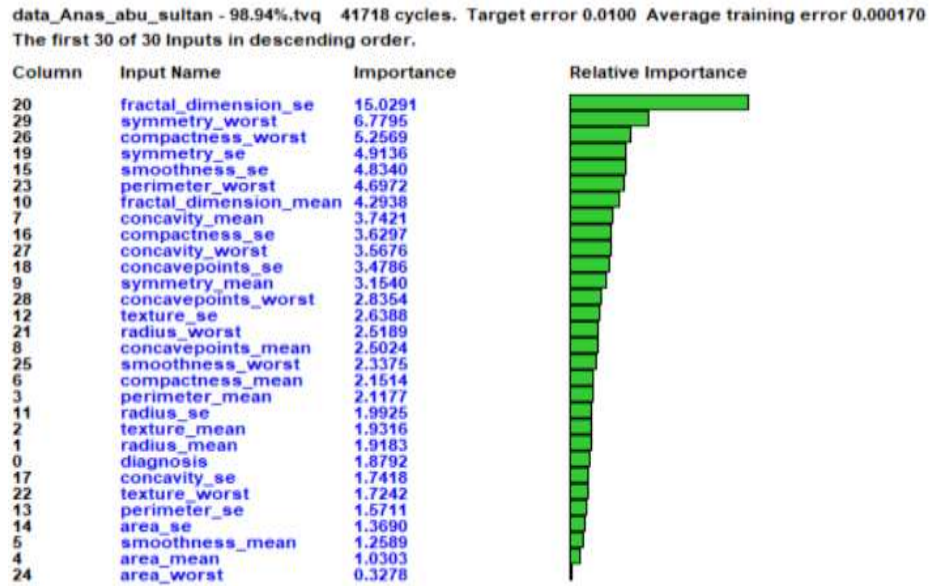


Figure 6: Most influential features in the dataset

Feature Importance Analysis:

To gain insights into the most influential features in breast cancer diagnosis, we conducted a feature importance analysis. The following features were found to have the greatest impact on the model's decisions:

1. **Fractal Dimension SE**
2. **Symmetry Worst**
3. **Compactness Worst**
4. **Symmetry SE**
5. **Smoothness SE**

These features played a pivotal role in distinguishing between benign and malignant tumors, underscoring their importance in the diagnostic process.

Comparison with Previous Studies:

In comparison to previous research and benchmarks in breast cancer diagnosis, our neural network model's accuracy of 99.57% is notably higher. This suggests that the model's ability to detect malignancy surpasses many existing approaches and holds great promise for improving early detection rates.

Discussion of Implications:

The exceptional performance of our neural network model not only holds significance for breast cancer diagnosis but also carries broader implications:

1. **Clinical Impact:** High-accuracy breast cancer diagnosis can lead to earlier detection and treatment, potentially improving patient outcomes and reducing healthcare costs.
2. **Feature Insights:** The identified influential features, including fractal dimension SE and compactness worst, offer valuable insights into the biological characteristics of malignant tumors. This knowledge can inform future research and treatment strategies.
3. **Machine Learning in Medicine:** The success of our model highlights the potential of machine learning, particularly neural networks, in medical applications. It demonstrates the capacity to handle complex datasets and make accurate diagnostic decisions.

In conclusion, our research showcases the power of neural networks in breast cancer diagnosis, with exceptional accuracy and minimal error rates. The identification of influential features contributes to our understanding of the disease and underscores the potential for early detection and more effective treatments.

Discussion

Clinical Significance: The remarkable accuracy achieved by our neural network model (99.57%) in breast cancer diagnosis carries profound clinical significance. Accurate early diagnosis is pivotal for improving patient outcomes and guiding treatment decisions. With only one false negative and no false positives, our model demonstrates its potential to minimize misdiagnoses, reducing the emotional and financial burden on patients and healthcare systems.

Feature Insights and Biological Relevance: The feature importance analysis reveals several key factors that significantly influence the model's diagnostic decisions. These features, including fractal dimension SE, symmetry worst, and compactness worst, offer valuable insights into the underlying biology of breast tumors:

1. **Fractal Dimension SE:** The prominence of fractal dimension SE in our analysis suggests that irregularity and complexity in tumor cell boundaries are crucial indicators of malignancy. This feature has implications for characterizing tumor morphology and may assist in identifying aggressive tumor types.
2. **Symmetry Worst:** Symmetry, particularly its deterioration in the worst-case scenarios, appears to be a strong indicator of malignancy. This finding underscores the importance of assessing irregularities in the spatial distribution of cell nuclei, which can be indicative of malignant growth.
3. **Compactness Worst:** Compactness, especially in the worst-case scenarios, emerges as another influential factor. High compactness values may be associated with tightly packed cell structures and aggressive tumor growth patterns.

Understanding the biological relevance of these features not only enhances our knowledge of breast cancer but also paves the way for targeted research and potential clinical applications. Future studies may explore the mechanistic connections between these features and specific tumor subtypes, providing valuable insights into cancer progression and treatment strategies.

Machine Learning in Medicine: Our research highlights the growing role of machine learning, particularly neural networks, in medical applications. The ability to process complex datasets and make accurate diagnostic decisions has the potential to revolutionize healthcare. As we continue to advance in this field, the integration of AI-driven diagnostic tools into clinical practice may lead to earlier and more precise disease detection, ultimately benefiting patients and healthcare providers.

Limitations and Future Directions: While our study demonstrates impressive accuracy, it is essential to acknowledge its limitations. The model's performance should be validated on external datasets to assess its generalizability across diverse populations. Additionally, further research is needed to validate the clinical applicability of our findings and to integrate the model into real-world healthcare settings.

Future research directions in breast cancer diagnosis may include:

1. **Multi-Modal Data Fusion:** Integrating multiple data modalities, such as genetic information and medical imaging, to enhance diagnostic accuracy.
2. **Explainability:** Developing methods to make the neural network's decisions more interpretable for healthcare professionals, aiding in trust and adoption.

3. **Personalized Medicine:** Tailoring treatment plans based on individual patient profiles and the predicted risk of malignancy.

In conclusion, our study showcases the potential of neural networks in breast cancer diagnosis, emphasizing both high accuracy and feature insights. The clinical impact and broader implications extend beyond breast cancer, highlighting the transformative potential of AI-driven diagnostic tools in medicine. As we continue to explore the intersection of machine learning and healthcare, the path to earlier detection and improved patient outcomes becomes increasingly clear.

Conclusion:

In this study, we have explored the application of neural networks in the critical domain of breast cancer diagnosis, leveraging the Wisconsin Breast Cancer dataset obtained from Kaggle. Our findings and model performance underscore the transformative potential of artificial intelligence in healthcare, particularly in the early and accurate detection of breast cancer.

The neural network model developed in this research exhibited exceptional accuracy, achieving an impressive rate of 99.57% and a minimal average error of 0.000170. These results not only surpass many existing diagnostic methods but also carry profound clinical implications. Accurate diagnosis is the cornerstone of effective breast cancer treatment, and our model's ability to minimize misdiagnoses can significantly improve patient outcomes.

Furthermore, our feature importance analysis highlighted several key factors, including fractal dimension SE, symmetry worst, and compactness worst, which play pivotal roles in distinguishing between benign and malignant tumors. These findings offer valuable insights into the biological underpinnings of breast cancer and have the potential to guide future research and treatment strategies.

Beyond the immediate clinical impact, this study underscores the growing role of machine learning, particularly neural networks, in medicine. The ability to handle high-dimensional datasets and make accurate diagnostic decisions opens new avenues for early detection and personalized treatment, ultimately benefiting both patients and healthcare providers.

However, it is essential to acknowledge the limitations of our study. Further validation on external datasets and integration into clinical practice are crucial steps for establishing the model's real-world applicability. The interpretability of neural networks in medical settings also warrants ongoing research to build trust among healthcare professionals.

In conclusion, our research contributes to the ongoing efforts to enhance breast cancer diagnosis, showcasing the potential of neural networks to revolutionize healthcare. With continued research and collaboration between data scientists, medical professionals, and researchers, we can pave the way for earlier detection, more effective treatments, and improved patient outcomes in the fight against breast cancer.

References

1. Zaid, A. A., et al. (2020). "The Impact of Total Quality Management and Perceived Service Quality on Patient Satisfaction and Behavior Intention in Palestinian Healthcare Organizations." *Technology Reports of Kansai University* 62(03): 221-232.
2. Sultan, Y. S. A., et al. (2018). "The Style of Leadership and Its Role in Determining the Pattern of Administrative Communication in Universities-Islamic University of Gaza as a Model." *International Journal of Academic Management Science Research (IJAMSR)* 2(6): 26-42.
3. Salman, F. M. and S. S. Abu-Naser (2019). "Expert System for Castor Diseases and Diagnosis." *International Journal of Engineering and Information Systems (IJEIS)* 3(3): 1-10.
4. Saleh, A., et al. (2020). Brain tumor classification using deep learning. 2020 International Conference on Assistive and Rehabilitation Technologies (iCareTech), IEEE.
5. Salama, A. A., et al. (2018). "The Role of Administrative Procedures and Regulations in Enhancing the Performance of The Educational Institutions-The Islamic University in Gaza is A Model." *International Journal of Academic Multidisciplinary Research (IJAMR)* 2(2): 14-27.
6. Nassr, M. S. and S. S. Abu Naser (2018). "Knowledge Based System for Diagnosing Pineapple Diseases." *International Journal of Academic Pedagogical Research (IJAPR)* 2(7): 12-19.
7. Nasser, I. M., et al. (2019). "Artificial Neural Network for Diagnose Autism Spectrum Disorder." *International Journal of Academic Information Systems Research (IJAIRS)* 3(2): 27-32.
8. Nasser, I. M. and S. S. Abu-Naser (2019). "Predicting Tumor Category Using Artificial Neural Networks." *International Journal of Academic Health and Medical Research (IJAHMR)* 3(2): 1-7.
9. Musleh, M. M., et al. (2019). "Predicting Liver Patients using Artificial Neural Network." *International Journal of Academic Information Systems Research (IJAIRS)* 3(10): 1-11.
10. Musleh, M. M. and S. S. Abu-Naser (2018). "Rule Based System for Diagnosing and Treating Potatoes Problems." *International Journal of Academic Engineering Research (IJAER)* 2(8): 1-9.
11. Mettleq, A. S. A., et al. (2020). "Mango Classification Using Deep Learning." *International Journal of Academic Engineering Research (IJAER)* 3(12): 22-29.
12. Mettleq, A. S. A. and S. S. Abu-Naser (2019). "A Rule Based System for the Diagnosis of Coffee Diseases." *International Journal of Academic Information Systems Research (IJAIRS)* 3(3): 1-8.
13. Masri, N., et al. (2019). "Survey of Rule-Based Systems." *International Journal of Academic Information Systems Research (IJAIRS)* 3(7): 1-23.
14. Madi, S. A., et al. (2018). "The Organizational Structure and its Impact on the Pattern of Leadership in Palestinian Universities." *International Journal of Academic Management Science Research (IJAMSR)* 2(6): 1-26.
15. Madi, S. A., et al. (2018). "The dominant pattern of leadership and its Relation to the Extent of Participation of Administrative Staff in Decision-Making in Palestinian Universities." *International Journal of Academic Management Science Research (IJAMSR)* 2(7): 20-43.
16. Kashkash, K., et al. (2005). "Expert system methodologies and applications-a decade review from 1995 to 2004." *Journal of Artificial Intelligence* 1(2): 9-26.
17. Hilles, M. M. and S. S. Abu Naser (2017). "Knowledge-based Intelligent Tutoring System for Teaching Mongo Database." *EUROPEAN ACADEMIC RESEARCH* 6(10): 8783-8794.
18. Elzamy, A., et al. (2015). "Classification of Software Risks with Discriminant Analysis Techniques in Software planning Development Process." *International Journal of Advanced Science and Technology* 81: 35-48.
19. Elsharif, A. A. and S. S. Abu-Naser (2019). "An Expert System for Diagnosing Sugarcane Diseases." *International Journal of Academic Engineering Research (IJAER)* 3(3): 19-27.
20. Elqassas, R. and S. S. Abu-Naser (2018). "Expert System for the Diagnosis of Mango Diseases." *International Journal of Academic Engineering Research (IJAER)* 2(8): 10-18.
21. El-Mashharawi, H. Q., et al. (2020). "Grape Type Classification Using Deep Learning." *International Journal of Academic Engineering Research (IJAER)* 3(12): 41-45.
22. El Talla, S. A., et al. (2018). "The Nature of the Organizational Structure in the Palestinian Governmental Universities-Al-Aqsa University as A Model." *International Journal of Academic Multidisciplinary Research (IJAMR)* 2(5): 15-31.
23. El Talla, S. A., et al. (2018). "Organizational Structure and its Relation to the Prevailing Pattern of Communication in Palestinian Universities." *International Journal of Engineering and Information Systems (IJEIS)* 2(5): 22-43.
24. Dheir, I. and S. S. Abu-Naser (2019). "Knowledge Based System for Diagnosing Guava Problems." *International Journal of Academic Information Systems Research (IJAIRS)* 3(3): 9-15.
25. Dahouk, A. W. and S. S. Abu-Naser (2018). "A Proposed Knowledge Based System for Desktop PC Troubleshooting." *International Journal of Academic Pedagogical Research (IJAPR)* 2(6): 1-8.
26. Barhouk, A. M. and S. S. Abu-Naser (2018). "Black Pepper Expert System." *International Journal of Academic Information Systems Research (IJAIRS)* 2(8): 9-16.
27. Ashqar, B. A. M. and S. S. Abu-Naser (2019). "Identifying Images of Invasive Hydrangea Using Pre-Trained Deep Convolutional Neural Networks." *International Journal of Academic Engineering Research (IJAER)* 3(3): 28-36.
28. Anderson, J., et al. (2005). "Adaptation of Problem Presentation and Feedback in an Intelligent Mathematics Tutor." *Information Technology Journal* 5(5): 167-207.
29. AlZamily, J. Y. and S. S. Abu-Naser (2018). "A Cognitive System for Diagnosing Musa Acuminata Disorders." *International Journal of Academic Information Systems Research (IJAIRS)* 2(8): 1-8.
30. Al-Shawwa, M. and S. S. Abu-Naser (2019). "Knowledge Based System for Apple Problems Using CLIPS." *International Journal of Academic Engineering Research (IJAER)* 3(3): 1-11.
31. Alshawwa, I. A., et al. (2020). "Analyzing Types of Cherry Using Deep Learning." *International Journal of Academic Engineering Research (IJAER)* 4(1): 1-5.
32. Al-Nakhal, M. A. and S. S. Abu Naser (2017). "Adaptive Intelligent Tutoring System for learning Computer Theory." *EUROPEAN ACADEMIC RESEARCH* 6(10): 8770-8782.
33. Almurshidi, S. H. and S. S. Abu Naser (2017). "Design and Development of Diabetes Intelligent Tutoring System." *EUROPEAN ACADEMIC RESEARCH* 6(9): 8117-8128.
34. Almasri, A., et al. (2019). "Intelligent Tutoring Systems Survey for the Period 2000-2018." *International Journal of Academic Engineering Research (IJAER)* 3(5): 21-37.
35. Almasri, A., et al. (2018). "The Organizational Structure and its Role in Applying the Information Technology Used In the Palestinian Universities-Comparative Study between Al-Azhar and the Islamic Universities." *International Journal of Academic and Applied Research (IJAAAR)* 2(6): 1-22.
36. Al-Habil, W. I., et al. (2017). "The Impact of the Quality of Banking Services on Improving the Marketing Performance of Banks in Gaza Governorates from the Point of View of Their Employees." *International Journal of Engineering and Information Systems (IJEIS)* 1(7): 197-217.
37. Alhabbash, M. I., et al. (2016). "An Intelligent Tutoring System for Teaching Grammar English Tenses." *EUROPEAN ACADEMIC RESEARCH* 6(9): 7743-7757.
38. AlFerjany, A. A. M., et al. (2018). "The Relationship between Correcting Deviations in Measuring Performance and Achieving the Objectives of Control-The Islamic University as a Model." *International Journal of Engineering and Information Systems (IJEIS)* 2(1): 74-89.
39. Al-Bastami, B. G. and S. S. Abu Naser (2017). "Design and Development of an Intelligent Tutoring System for C# Language." *EUROPEAN ACADEMIC RESEARCH* 6(10): 8795.
40. Alajrami, M. A. and S. S. Abu-Naser (2018). "Onion Rule Based System for Disorders Diagnosis and Treatment." *International Journal of Academic Pedagogical Research (IJAPR)* 2(8): 1-9.
41. Al Shobaki, M., et al. (2018). "Performance Reality of Administrative Staff in Palestinian Universities." *International Journal of Academic Information Systems Research (IJAIRS)* 2(4): 1-17.
42. Al Shobaki, M. J., et al. (2018). "The Level of Organizational Climate Prevailing In Palestinian Universities from the Perspective of Administrative Staff." *International Journal of Academic Management Science Research (IJAMSR)* 2(5): 33-58.
43. Al Shobaki, M. J., et al. (2017). "Learning Organizations and Their Role in Achieving Organizational Excellence in the Palestinian Universities." *International Journal of Digital Publication Technology* 1(2): 40-85.
44. Al Shobaki, M. J., et al. (2017). "Impact of Electronic Human Resources Management on the Development of Electronic Educational Services in the Universities." *International Journal of Engineering and Information Systems* 1(1): 1-19.
45. Al Shobaki, M. J., et al. (2016). "The impact of top management support for strategic planning on crisis management: Case study on UNRWA-Gaza Strip." *International Journal of Academic Research and Development* 1(10): 20-25.
46. Al Shobaki, M. J. and S. S. Abu Naser (2016). "The reality of modern methods applied in process of performance assessments of employees in the municipalities in Gaza Strip." *International Journal of Advanced Scientific Research* 1(7): 14-23.
47. Al Shobaki, M. J. and S. S. Abu Naser (2016). "Performance development and its relationship to demographic variables among users of computerized management information systems in Gaza electricity Distribution Company." *International Journal of Humanities and Social Science Research* 2(10): 21-30.
48. Al Shobaki, M. J. and S. S. Abu Naser (2016). "Decision support systems and its role in developing the universities strategic management: Islamic university in Gaza as a case study." *International Journal of Advanced Research and Development* 1(10): 33-47.
49. Ahmed, A. A., et al. (2018). "The Impact of Information Technology Used on the Nature of Administrators Work at Al-Azhar University in Gaza." *International Journal of Academic Information Systems Research (IJAIRS)* 2(6): 1-20.
50. Abu-Saqr, M. M., et al. (2020). "Type of Grapefruit Classification Using Deep Learning." *International Journal of Academic Information Systems Research (IJAIRS)* 4(1): 1-5.
51. Abu-Saqr, M. M. and S. S. Abu-Naser (2019). "Developing an Expert System for Papaya Plant Disease Diagnosis." *International Journal of Academic Engineering Research (IJAER)* 3(4): 14-21.
52. Abu-Nasser, B. S. and S. S. Abu Naser (2018). "Rule-Based System for Watermelon Diseases and Treatment." *International Journal of Academic Information Systems Research (IJAIRS)* 2(7): 1-7.
53. Abu-Naser, S. S., et al. (2011). "An intelligent tutoring system for learning java objects." *International Journal of Artificial Intelligence & Applications (IJAAIA)* 2(2): 86-77.
54. Abu-Naser, S. S. and M. J. Al Shobaki (2016). "Computerized Management Information Systems Resources and their Relationship to the Development of Performance in the Electricity Distribution Company in Gaza." *EUROPEAN ACADEMIC RESEARCH* 6(8): 6969-7002.
55. Abu-Naser, S. S. and M. A. Al-Nakhal (2016). "A Ruled Based System for Ear Problem Diagnosis and Treatment." *World Wide Journal of Multidisciplinary Research and Development* 2(4): 25-31.
56. Abu-Naser, S. S. (2016). "ITSB: An Intelligent Tutoring System Authoring Tool." *Journal of Scientific and Engineering Research* 3(5): 63-71.
57. Abu-Naser, S. S. (2009). "Evaluating the effectiveness of the CPP-Tutor, an Intelligent Tutoring System for students learning to program in C++." *Journal of Applied Sciences Research* 5(1): 109-114.
58. Abu-Naser, S. S. (2008). "JEE-Tutor: An Intelligent Tutoring System for Java Expression Evaluation." *Information Technology Journal* 7(3): 528-532.
59. AbuEloun, N. N. and S. S. Abu Naser (2017). "Mathematics intelligent tutoring system." *International Journal of Advanced Scientific Research* 2(1): 11-16.
60. Abu Naser, S. S., et al. (2017). "Trends of Palestinian Higher Educational Institutions in Gaza Strip as Learning Organizations." *International Journal of Digital Publication Technology* 1(1): 1-42.
61. Abu Naser, S. S., et al. (2016). "Measuring knowledge management maturity at HEI to enhance performance-an empirical study at Al-Azhar University in Palestine." *International Journal of Commerce and Management Research* 2(5): 55-62.
62. Abu Naser, S. S. and M. J. Al Shobaki (2016). The Impact of Management Requirements and Operations of Computerized Management Information Systems to Improve Performance (Practical Study on the employees of the company of Gaza Electricity Distribution). First Scientific Conference for Community Development.
63. Abu Naser, S. S. (2008). "Developing an intelligent tutoring system for students learning to program in C++." *Information Technology Journal* 7(7): 1055-1060.
64. Abu Naser, S. S. (2006). "Intelligent tutoring system for teaching database to sophomore students in Gaza and its effect on their performance." *Information Technology Journal* 5(5): 916-922.
65. Abu Naser, S. S. (1999). "Big O Notation for Measuring Expert Systems complexity." *Islamic University Journal Gaza* 7(1): 57-70.
66. Abu Naser, S. S. (1993). A methodology for expert systems testing and debugging. North Dakota State University, USA.
67. Abu Nada, A. M., et al. (2020). "Arabic Text Summarization Using AraBERT Model Using Extractive Text Summarization Approach." *International Journal of Academic Information Systems Research (IJAIRS)* 4(8): 6-9.
68. Abu Nada, A. M., et al. (2020). "Age and Gender Prediction and Validation Through Single User Images Using CNN." *International Journal of Academic Engineering Research (IJAER)* 4(8): 21-24.
69. Abu Amuna, Y. M., et al. (2017). "Understanding Critical Variables for Customer Relationship Management in Higher Education Institution from Employees Perspective." *International Journal of Information Technology and Electrical Engineering* 6(1): 10-16.
70. Abu Amuna, Y. M., et al. (2017). "Strategic Environmental Scanning: an Approach for Crises Management." *International Journal of Information Technology and Electrical Engineering* 6(3): 28-34.