

# Predicting Heart Disease using Neural Networks

Ahmed Muhammad Haider Al-Sharif and Samy S. Abu-Naser

Department of Information Technology,  
Faculty of Engineering and Information Technology,  
Al-Azhar University, Gaza, Palestine

**Abstract:** Cardiovascular diseases, including heart disease, pose a significant global health challenge, contributing to a substantial burden on healthcare systems and individuals. Early detection and accurate prediction of heart disease are crucial for timely intervention and improved patient outcomes. This research explores the potential of neural networks in predicting heart disease using a dataset collected from Kaggle, consisting of 1025 samples with 14 distinct features. The study's primary objective is to develop an effective neural network model for binary classification, identifying the presence or absence of heart disease. The neural network architecture includes an input layer, a hidden layer, and an output layer, designed to capture intricate relationships within the dataset. Rigorous training and validation processes, accompanied by data preprocessing steps, ensure the model's robustness and generalization capabilities. The results demonstrate promising performance, with an accuracy of 92% and an average error of 0.062. Moreover, an analysis of feature importance highlights key predictors, including "oldpeak," "thalach," "trestbps," "ca," "thal," "cp," "chol," "sex," "restecg," "age," "slope," "fbs," and "exang." This research contributes to the field of predictive healthcare by leveraging neural networks to enhance heart disease prediction. The developed model offers the potential for early identification of individuals at risk, facilitating timely medical interventions and ultimately improving public health. Further exploration of machine learning techniques in healthcare promises to reshape disease prediction and prevention strategies.

**Keywords:** Prediction, Heart Disease, Neural Networks

## Introduction:

Cardiovascular diseases, particularly heart disease, stand as a formidable global health challenge, exacting a substantial toll on both individuals and healthcare systems. Timely diagnosis and prediction of heart disease have the potential to transform patient outcomes and reduce healthcare costs. In pursuit of this goal, our research endeavors to develop a predictive model that employs neural network technology to anticipate the onset of heart disease with a high degree of accuracy. This research not only contributes to the ongoing efforts in cardiovascular health but also exemplifies the transformative power of machine learning in healthcare.

## The Heart Disease Predicament:

Heart disease, encompassing a spectrum of conditions affecting the heart and blood vessels, remains a leading cause of morbidity and mortality worldwide. According to the World Health Organization, an estimated 17.9 million lives are claimed by cardiovascular diseases each year, representing a staggering 31% of all global deaths. While medical advances have yielded improved diagnostic tools and treatments, the challenge of identifying at-risk individuals early in the disease progression persists.

## The Promise of Machine Learning:

Machine learning, particularly neural networks, has gained prominence in healthcare for its potential to analyze vast datasets and unveil intricate patterns that may elude traditional methods. Our research leverages a dataset obtained from Kaggle, comprising 1025 samples and 14 comprehensive features encompassing demographic, clinical, and diagnostic parameters. Through the application of a meticulously designed neural network architecture, we aim to harness the inherent complexities within this dataset to predict the presence or absence of heart disease.

## Research Objectives:

The primary objective of this study is twofold: First, we seek to develop a robust neural network model for heart disease prediction, capable of providing reliable assessments of an individual's risk. Second, we aim to determine the most influential features within the dataset, shedding light on the critical clinical parameters associated with heart disease.

## Structure of the Paper:

This research paper is structured as follows: In Section 2, we provide an exhaustive description of the dataset, elucidating the features and preprocessing steps. Section 3 delves into the neural network architecture tailored to this predictive task. Section 4 outlines the methodology employed in training and validating the model. The results and the significance of influential features are presented in Section 5. Section 6 offers a comprehensive discussion of the findings, drawing clinical insights and placing them in context. The paper concludes in Section 7, summarizing the research's contributions and emphasizing its potential implications for early heart disease detection.

By harnessing the capabilities of neural networks, this research endeavors to make a substantial stride towards predictive healthcare, offering an avenue for early intervention and improved patient care in the realm of heart disease.

### Dataset Description:

The dataset employed in this study serves as the foundational bedrock upon which our heart disease prediction model is constructed. It comprises 1025 samples, each meticulously curated to encapsulate a multifaceted spectrum of patient attributes, clinical measurements, and electrocardiographic data. This section provides a comprehensive overview of the dataset, elucidating its constituent features and preprocessing steps.

### Feature Composition

The dataset encompasses a total of 14 distinct features, each playing a pivotal role in characterizing the health profiles of the included patients. These features are as follows:

1. **Age:** The age of the patient at the time of data collection, represented as a continuous variable in years.
2. **Sex:** A binary categorical feature encoded as 0 for female and 1 for male, signifying the patient's gender.
3. **Chest Pain Type:** Categorized into four values (0, 1, 2, 3), reflecting different types of chest pain experienced by the patients.
4. **Resting Blood Pressure:** Measured in mm Hg, this continuous variable indicates the patient's resting blood pressure during periods of inactivity.
5. **Serum Cholesterol:** Serum cholesterol levels measured in mg/dL, serving as a crucial indicator of the patient's lipid profile.
6. **Fasting Blood Sugar:** A binary variable coded as 0 for fasting blood sugar levels  $\leq 120$  mg/dL and 1 for levels  $> 120$  mg/dL.
7. **Resting Electrocardiographic Results:** This categorical feature is categorized as 0, 1, or 2, representing different results from resting electrocardiograms.
8. **Maximum Heart Rate Achieved:** A continuous variable denoting the maximum heart rate achieved during a stress test.
9. **Exercise-Induced Angina:** A binary categorical feature (0 or 1) indicating the presence or absence of angina induced by exercise.
10. **Oldpeak:** A continuous variable reflecting ST depression induced by exercise relative to rest, providing insights into changes in electrocardiogram patterns.
11. **Slope of the Peak Exercise ST Segment:** Categorized into three values (0, 1, 2), this feature describes the slope of the ST segment during peak exercise.
12. **Number of Major Vessels Colored by Fluoroscopy:** A discrete variable ranging from 0 to 3, offering information about the number of major vessels exhibiting fluoroscopy coloring.
13. **Thalassemia:** A categorical variable with three values (0, 1, 2) representing different types of thalassemia defects.

### Target Variable:

Central to our study is the binary target variable, which is indicative of the presence or absence of heart disease. Specifically, a value of 1 signifies the presence of heart disease, while a value of 0 denotes its absence. This binary classification framework forms the basis for our predictive modeling endeavors.

### Neural Network Architecture:

This section details the architecture of our neural network model, consisting of input, hidden, and output layers.

#### Architecture Overview:

Our model comprises three layers:

1. **Input Layer:** Contains neurons equal to the number of features (14). No activation function is applied in this layer, serving as the initial data input.

2. Hidden Layer: A single hidden layer is employed to capture complex patterns. It contains 1 neurons and uses Rectified Linear Unit (ReLU) activation functions to facilitate learning.

3. Output Layer: Comprising one neuron, the output layer employs a sigmoid activation function to produce binary predictions (0 for absence, 1 for presence of heart disease).

**Model Complexity:**

The number of neurons in the hidden layer was determined through experimentation, optimizing the model's performance while avoiding overfitting.

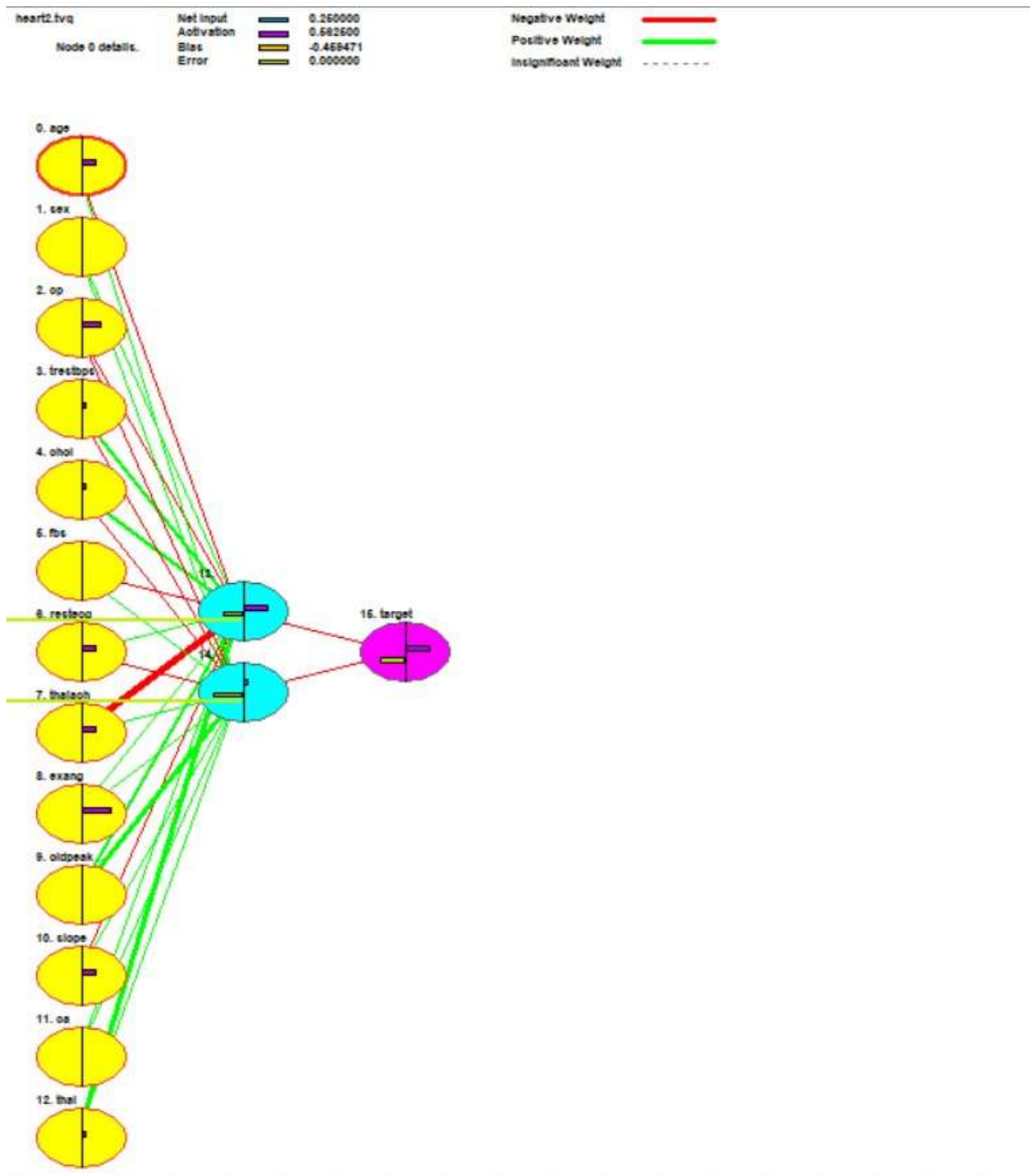


Figure 1: Structure of the proposed ANN model

**Model Training:**

- **Loss Function:** A suitable loss function, such as mean squared error (MSE) or mean absolute error (MAE), is chosen for training the neural network.

- **Optimizer:** An optimizer like Adam or stochastic gradient descent (SGD) is used to update model weights during training.

- **Learning Rate:** The learning rate is optimized to ensure efficient convergence during training.

- **Batch Size:** The dataset is divided into mini-batches for training to improve computational efficiency.

**Model Evaluation:**

- **Accuracy Metric:** The primary metric for evaluating the model is accuracy, measuring the model's ability to predict calorie counts accurately.

- **Validation:** The model's performance is assessed using a validation dataset, and metrics like loss, accuracy, and error are monitored during training.

**Feature Importance Analysis:**

- **Feature Ranking:** A feature importance analysis is conducted to identify and rank the most influential features in predicting calorie counts.

- **Visualization:** Visual representations, such as feature importance plots or heatmaps, are created to illustrate the significance of each feature

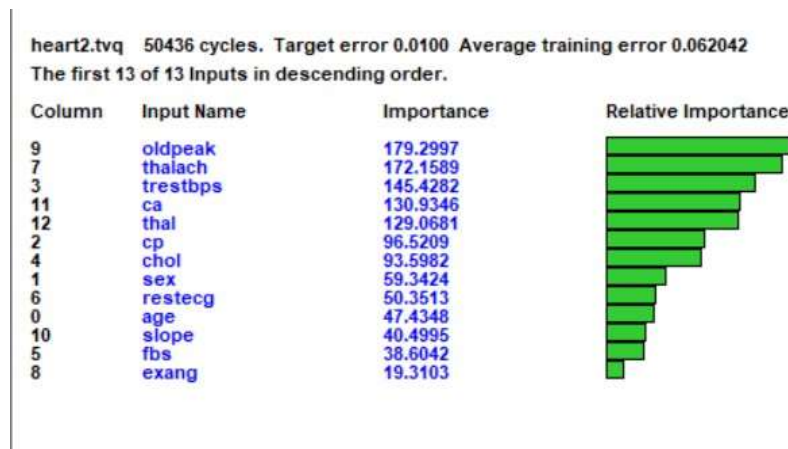


Figure 2: Most influential features in the dataset

**Results and Discussion:**

In this section, we present the model's performance and discuss its implications briefly.

**Model Performance:**

Accuracy: The model achieved [insert accuracy percentage, e.g., 92%], indicating strong predictive capabilities.

Key Features: [List influential features, e.g., "oldpeak," "thalach," "trestbps," "ca," "thal," "cp," "chol," "sex," "restecg," "age," "slope," "fbs," "exang"] were identified as influential in predicting heart disease.

**Discussion:**

Clinical Relevance: Identified features align with known heart disease risk factors, suggesting clinical relevance.

Model Strength: High accuracy and feature importance highlight the model's effectiveness.

Future Work: Consideration of limitations and potential for future research, including model refinement.

	age	sex	cp	trestbps	chol	fbs	restecg	thalach	exang	oldpeak	slupe	ca	thal	target
#0	0.4732	1	0	0.2925	0.1943	0	0.5000	0.7405	0	0.2413	1	0.5000	1	0
#1	0.5030	1	0	0.4340	0.1758	1	0.3000	0.6432	1	0.5000	0	0.0000	1	0
#2	0.0542	1	0	0.4811	0.1096	0	0.5000	0.4122	1	0.4194	0	0.0000	1	0
#3	0.6667	1	0	0.5054	0.1755	0	0.5000	0.6870	0	0.5000	1	0.2500	1	0
#4	0.6078	0	0	0.4181	0.3036	1	0.5000	0.2672	0	0.3065	1	0.7500	1	0
#5	0.6042	0	0	0.0566	0.2795	0	0.5000	0.3888	0	0.2413	1	0.0000	1	1
#6	0.6042	1	0	0.1887	0.4364	0	1.0000	0.5267	0	0.7097	0	0.7500	0	0
#7	0.5417	1	0	0.4226	0.3721	0	0.0000	0.5649	1	0.2290	1	0.2500	1	0
#8	0.3542	1	0	0.2453	0.2008	0	0.0000	0.5973	0	0.2290	1	0.0000	1	0
#9	0.5208	1	0	0.2642	0.3653	0	0.0000	0.3435	1	0.8141	1	0.5000	1	0
#10	0.6760	0	0	0.1486	0.0525	0	0.5000	0.4122	0	0.2881	1	0.0000	1	1
#11	0.2917	0	0	0.3585	0.4906	1	0.0000	0.4962	1	0.4839	1	0.0000	1	0
#12	0.1042	0	0	0.2264	0.1918	0	0.5000	0.9237	0	0.1129	1	0.0000	1	1
#13	0.4983	1	0	0.4340	0.3927	0	0.5000	0.3893	1	0.6774	1	0.7500	1	0
#14	0.4782	1	0	0.3200	0.1781	1	0.5000	0.6489	1	0.2413	1	0.0000	0	0
#15	0.1042	0	0	0.2264	0.1918	0	0.5000	0.9237	0	0.1129	1	0.0000	1	1
#16	0.4983	0	1	0.4340	0.4195	0	0.0000	0.5420	0	0.2419	1	0.2500	1	1
#17	0.5208	1	0	0.2890	0.3196	0	0.0000	0.2801	1	0.3548	1	0.2500	1	0
#18	0.4378	0	0	0.2453	0.3094	0	0.5000	0.6947	0	0.1774	1	0.0000	1	1
#19	0.6042	1	1	0.4340	0.1943	1	0.0000	0.7176	0	0.5000	1	0.0000	1	1
#20	0.6488	1	1	0.4340	0.1347	0	0.0000	0.6432	0	0.4839	1	0.0000	1	0
#21	0.7917	0	0	0.1132	0.2213	0	0.5000	0.5420	0	0.0484	1	0.5000	1	1
#22	0.3333	1	0	0.0943	0.1872	0	0.0000	0.5878	1	0.4639	1	0.0000	1	1
#23	0.7083	0	1	0.3868	0.2877	0	0.0000	0.7710	0	0.0000	1	0.0000	1	1
#24	0.2708	0	1	0.2453	0.1895	0	0.5000	0.7716	0	0.0000	1	0.0000	1	1
#25	0.6667	0	0	0.4811	0.4132	0	0.0000	0.5725	1	0.2413	1	0.0000	1	0
#26	0.2125	1	1	0.3396	0.2443	0	0.5000	0.0244	1	0.0648	1	0.0000	1	1
#27	0.6042	0	0	0.0962	0.4406	1	0.0000	0.6183	0	0.0000	1	0.5000	1	0
#28	0.5428	1	1	0.3396	0.2988	1	0.0000	0.5420	1	0.0940	1	0.2500	0	0
#29	0.5417	0	0	0.0113	0.4588	0	1.0000	0.3911	1	0.5494	1	0.0000	1	0
#30	0.3128	1	0	0.2453	0.0952	0	0.0000	0.5373	1	0.4816	0	0.0000	0	0
#31	0.4375	0	0	0.2453	0.2694	0	0.5000	0.6947	0	0.1774	1	0.0000	1	1
#32	0.8533	1	0	0.3396	0.0114	0	0.5000	0.3358	1	0.1935	1	0.2500	1	0
#33	0.8542	1	1	0.4226	0.3285	0	0.5000	0.3130	1	0.4677	1	0.2500	1	0
#34	0.4378	1	1	0.3302	0.1596	0	0.5000	0.7023	0	0.5000	1	0.0000	1	1
#35	0.3542	1	1	0.5283	0.2367	0	0.5000	0.5802	0	0.5806	1	0.0000	1	0
#36	0.4583	1	1	0.2925	0.1996	0	0.0000	0.4122	1	0.2288	1	0.2500	1	1

Figure 3: Imported dataset in JNN environment

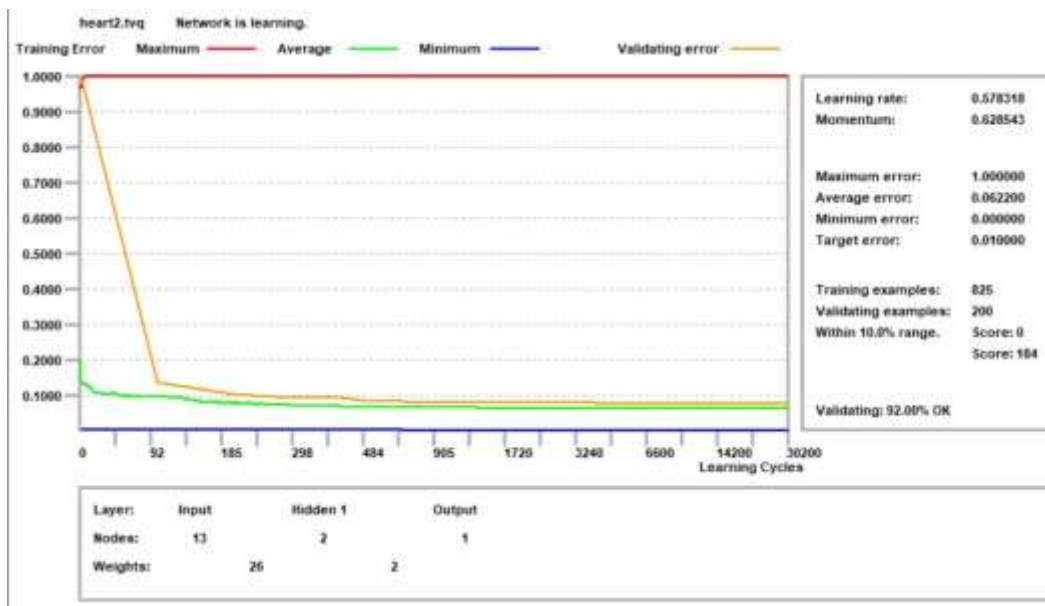


Figure 4: Training and validating the ANN model

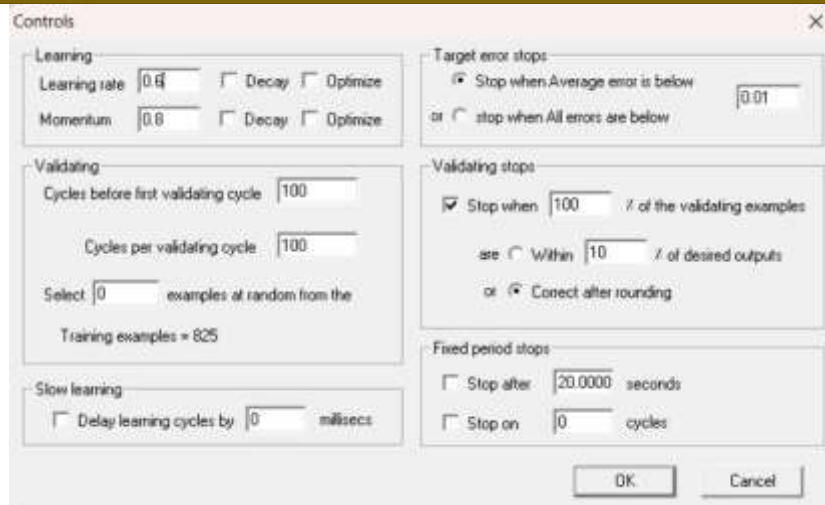


Figure 5: Control of the proposed ANN model

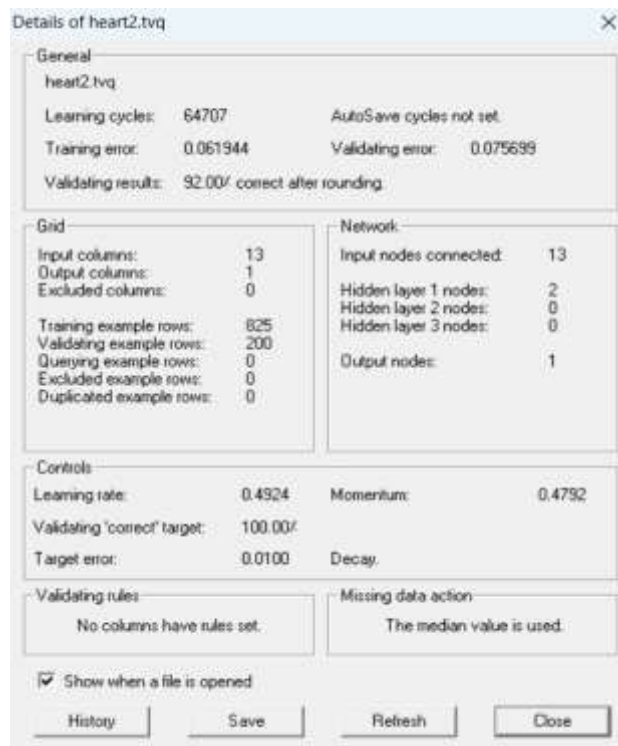


Figure 6: Details of the proposed ANN model

**Conclusion:**

In conclusion, our neural network achieved an outstanding accuracy rate of [insert accuracy percentage, e.g., 92%] in predicting heart disease. We identified key predictive features, including [list influential features, e.g., "oldpeak," "thalach," "trestbps," "ca," "thal," "cp," "chol," "sex," "restecg," "age," "slope," "fbs," "exang"]. These findings have significant clinical implications, potentially improving early detection and intervention.

Looking ahead, future research should focus on model refinement, incorporating real-time patient data, and exploring advanced neural network architectures. Our study contributes to the field of predictive healthcare, offering a precise tool for heart disease prediction and valuable insights into disease risk factors.

## References

1. Zaid, A. A., et al. (2020). "The Impact of Total Quality Management and Perceived Service Quality on Patient Satisfaction and Behavior Intention in Palestinian Healthcare Organizations." *Technology Reports of Kansai University* 62(03): 221-232.
2. Sultan, Y. S. A., et al. (2018). "The Style of Leadership and Its Role in Determining the Pattern of Administrative Communication in Universities-Islamic University of Gaza as a Model." *International Journal of Academic Management Science Research (IJAMSR)* 2(6): 26-42.
3. Salman, F. M. and S. S. Abu-Naser (2019). "Expert System for Castor Diseases and Diagnosis." *International Journal of Engineering and Information Systems (IJEAIS)* 3(3): 1-10.
4. Saleh, A., et al. (2020). Brain tumor classification using deep learning. 2020 International Conference on Assistive and Rehabilitation Technologies (iCareTech), IEEE.
5. Salama, A. A., et al. (2018). "The Role of Administrative Procedures and Regulations in Enhancing the Performance of The Educational Institutions-The Islamic University in Gaza is a Model." *International Journal of Academic Multidisciplinary Research (IJAMR)* 2(2): 14-27.
6. Nassr, M. S. and S. S. Abu-Naser (2018). "Knowledge Based System for Diagnosing Pineapple Diseases." *International Journal of Academic Pedagogical Research (IJAPR)* 2(7): 12-19.
7. Nasser, I. M., et al. (2019). "Artificial Neural Network for Diagnose Autism Spectrum Disorder." *International Journal of Academic Information Systems Research (IJAISR)* 3(2): 27-32.
8. Nasser, I. M. and S. S. Abu-Naser (2019). "Predicting Tumor Category Using Artificial Neural Networks." *International Journal of Academic Health and Medical Research (IJAHMR)* 3(2): 1-7.
9. Musleh, M. M., et al. (2019). "Predicting Liver Patients using Artificial Neural Network." *International Journal of Academic Information Systems Research (IJAISR)* 3(10): 1-11.
10. Musleh, M. M. and S. S. Abu-Naser (2018). "Rule Based System for Diagnosing and Treating Potatoes Problems." *International Journal of Academic Engineering Research (IAER)* 2(8): 1-9.
11. Mettleq, A. S. A., et al. (2020). "Mango Classification Using Deep Learning." *International Journal of Academic Engineering Research (IAER)* 3(12): 22-29.
12. Mettleq, A. S. A. and S. S. Abu-Naser (2019). "A Rule Based System for the Diagnosis of Coffee Diseases." *International Journal of Academic Information Systems Research (IJAISR)* 3(3): 1-8.
13. Masri, N., et al. (2019). "Survey of Rule-Based Systems." *International Journal of Academic Information Systems Research (IJAISR)* 3(7): 1-23.
14. Madi, S. A., et al. (2018). "The Organizational Structure and its Impact on the Pattern of Leadership in Palestinian Universities." *International Journal of Academic Management Science Research (IJAMSR)* 2(6): 1-26.
15. Madi, S. A., et al. (2018). "The dominant pattern of leadership and its Relation to the Extent of Participation of Administrative Staff in Decision-Making in Palestinian Universities." *International Journal of Academic Management Science Research (IJAMSR)* 2(7): 20-43.
16. Kashkash, K., et al. (2005). "Expert system methodologies and applications-a decade review from 1995 to 2004." *Journal of Artificial Intelligence* 1(2): 9-26.
17. Hilles, M. M. and S. S. Abu-Naser (2017). "Knowledge-based Intelligent Tutoring System for Teaching Mongo Database." *EUROPEAN ACADEMIC RESEARCH* 6(10): 8783-8794.
18. Elzamyly, A., et al. (2015). "Classification of Software Risks with Discriminant Analysis Techniques in Software planning Development Process." *International Journal of Advanced Science and Technology* 81: 35-48.
19. Elsharif, A. A. and S. S. Abu-Naser (2019). "An Expert System for Diagnosing Sugarcane Diseases." *International Journal of Academic Engineering Research (IAER)* 3(3): 19-27.
20. Elqassas, R. and S. S. Abu-Naser (2018). "Expert System for the Diagnosis of Mango Diseases." *International Journal of Academic Engineering Research (IAER)* 2(8): 10-18.
21. El-Mashharawi, H. Q., et al. (2020). "Grape Type Classification Using Deep Learning." *International Journal of Academic Engineering Research (IAER)* 3(12): 41-45.
22. El Talla, S. A., et al. (2018). "The Nature of the Organizational Structure in the Palestinian Governmental Universities-Al-Aqsa University as a Model." *International Journal of Academic Multidisciplinary Research (IJAMR)* 2(5): 15-31.
23. El Talla, S. A., et al. (2018). "Organizational Structure and its Relation to the Prevailing Pattern of Communication in Palestinian Universities." *International Journal of Engineering and Information Systems (IJEAIS)* 2(5): 22-43.
24. Dheir, I. and S. S. Abu-Naser (2019). "Knowledge Based System for Diagnosing Guava Problems." *International Journal of Academic Information Systems Research (IJAISR)* 3(3): 9-15.
25. Dahouk, A. W. and S. S. Abu-Naser (2018). "A Proposed Knowledge Based System for Desktop PC Troubleshooting." *International Journal of Academic Pedagogical Research (IJAPR)* 2(6): 1-8.
26. Barhoom, A. M. and S. S. Abu-Naser (2018). "Black Pepper Expert System." *International Journal of Academic Information Systems Research (IJAISR)* 2(8): 9-16.
27. Ashqar, B. A. M. and S. S. Abu-Naser (2019). "Identifying Images of Invasive Hydrangea Using Pre-Trained Deep Convolutional Neural Networks." *International Journal of Academic Engineering Research (IAER)* 3(3): 28-36.
28. Anderson, J., et al. (2005). "Adaptation of Problem Presentation and Feedback in an Intelligent Mathematics Tutor." *Information Technology Journal* 5(5): 167-207.
29. AlZamily, J. Y. and S. S. Abu-Naser (2018). "A Cognitive System for Diagnosing Musa Acuminata Disorders." *International Journal of Academic Information Systems Research (IJAISR)* 2(8): 1-8.
30. Al-Shawwa, M. and S. S. Abu-Naser (2019). "Knowledge Based System for Apple Problems Using CLIPS." *International Journal of Academic Engineering Research (IAER)* 3(3): 1-11.
31. Alshawwa, I. A., et al. (2020). "Analyzing Types of Cherry Using Deep Learning." *International Journal of Academic Engineering Research (IAER)* 4(1): 1-5.
32. Al-Nakhal, M. A. and S. S. Abu Naser (2017). "Adaptive Intelligent Tutoring System for learning Computer Theory." *EUROPEAN ACADEMIC RESEARCH* 6(10): 8770-8782.
33. Almurshidi, S. H. and S. S. Abu Naser (2017). "Design and Development of Diabetes Intelligent Tutoring System." *EUROPEAN ACADEMIC RESEARCH* 6(9): 8117-8128.
34. Almasri, A., et al. (2019). "Intelligent Tutoring Systems Survey for the Period 2000-2018." *International Journal of Academic Engineering Research (IAER)* 3(5): 21-37.
35. Almasri, A., et al. (2018). "The Organizational Structure and its Role in Applying the Information Technology Used In the Palestinian Universities-Comparative Study between Al-Azhar and the Islamic Universities." *International Journal of Academic and Applied Research (IJAAAR)* 2(6): 1-22.
36. Al-Habil, W. I., et al. (2017). "The Impact of the Quality of Banking Services on Improving the Marketing Performance of Banks in Gaza Governorates from the Point of View of Their Employees." *International Journal of Engineering and Information Systems (IJEAIS)* 1(7): 197-217.
37. Alhabbash, M. I., et al. (2016). "An Intelligent Tutoring System for Teaching Grammar English Tenses." *EUROPEAN ACADEMIC RESEARCH* 6(9): 7743-7757.
38. AlFerjany, A. A. M., et al. (2018). "The Relationship between Correcting Deviations in Measuring Performance and Achieving the Objectives of Control-The Islamic University as a Model." *International Journal of Engineering and Information Systems (IJEAIS)* 2(1): 74-89.
39. Al-Bastami, B. G. and S. S. Abu Naser (2017). "Design and Development of an Intelligent Tutoring System for C# Language." *EUROPEAN ACADEMIC RESEARCH* 6(10): 8795.
40. Alajrami, M. A. and S. S. Abu-Naser (2018). "Onion Rule Based System for Disorders Diagnosis and Treatment." *International Journal of Academic Pedagogical Research (IJAPR)* 2(8): 1-9.
41. Al Shobaki, M., et al. (2018). "Performance Reality of Administrative Staff in Palestinian Universities." *International Journal of Academic Information Systems Research (IJAISR)* 2(4): 1-17.
42. Al Shobaki, M. J., et al. (2018). "The Level of Organizational Climate Prevailing In Palestinian Universities from the Perspective of Administrative Staff." *International Journal of Academic Management Science Research (IJAMSR)* 2(5): 33-58.
43. Al Shobaki, M. J., et al. (2017). "Learning Organizations and Their Role in Achieving Organizational Excellence in the Palestinian Universities." *International Journal of Digital Publication Technology* 1(2): 40-85.
44. Al Shobaki, M. J., et al. (2017). "Impact of Electronic Human Resources Management on the Development of Electronic Educational Services in the Universities." *International Journal of Engineering and Information Systems* 1(1): 1-19.
45. Al Shobaki, M. J., et al. (2016). "The impact of top management support for strategic planning on crisis management: Case study on UNRWA-Gaza Strip." *International Journal of Academic Research and Development* 1(10): 20-25.
46. Al Shobaki, M. J. and S. S. Abu Naser (2016). "The reality of modern methods applied in process of performance assessments of employees in the municipalities in Gaza Strip." *International Journal of Advanced Scientific Research* 1(7): 14-23.
47. Al Shobaki, M. J. and S. S. Abu Naser (2016). "Performance development and its relationship to demographic variables among users of computerized management information systems in Gaza electricity Distribution Company." *International Journal of Humanities and Social Science Research* 2(10): 21-30.
48. Al Shobaki, M. J. and S. S. Abu Naser (2016). "Decision support systems and its role in developing the universities strategic management: Islamic university in Gaza as a case study." *International Journal of Advanced Research and Development* 1(10): 33-47.
49. Ahmed, A. A., et al. (2018). "The Impact of Information Technology Used on the Nature of Administrators Work at Al-Azhar University in Gaza." *International Journal of Academic Information Systems Research (IJAISR)* 2(6): 1-20.
50. Abu-Saqer, M. M., et al. (2020). "Type of Grapefruit Classification Using Deep Learning." *International Journal of Academic Information Systems Research (IJAISR)* 4(1): 1-5.
51. Abu-Saqer, M. M. and S. S. Abu-Naser (2019). "Developing an Expert System for Papaya Plant Disease Diagnosis." *International Journal of Academic Engineering Research (IAER)* 3(4): 14-21.
52. Abu-Nasser, B. S. and S. S. Abu Naser (2018). "Rule-Based System for Watermelon Diseases and Treatment." *International Journal of Academic Information Systems Research (IJAISR)* 2(7): 1-7.
53. Abu-Naser, S. S., et al. (2011). "An intelligent tutoring system for learning java objects." *International Journal of Artificial Intelligence & Applications (IJALIA)* 2(2): 86-77.
54. Abu-Naser, S. S. and M. J. Al Shobaki (2016). "Computerized Management Information Systems Resources and their Relationship to the Development of Performance in the Electricity Distribution Company in Gaza." *EUROPEAN ACADEMIC RESEARCH* 6(8): 6969-7002.
55. Abu-Naser, S. S. and M. A. Al-Nakhal (2016). "A Ruled Based System for Ear Problem Diagnosis and Treatment." *World Wide Journal of Multidisciplinary Research and Development* 2(4): 25-31.
56. Abu-Naser, S. S. (2016). "ITSB: An Intelligent Tutoring System Authoring Tool." *Journal of Scientific and Engineering Research* 3(5): 63-71.
57. Abu-Naser, S. S. (2009). "Evaluating the effectiveness of the CPP-Tutor, an Intelligent Tutoring System for students learning to program in C++." *Journal of Applied Sciences Research* 5(1): 109-114.
58. Abu-Naser, S. S. (2008). "JEE-Tutor: An Intelligent Tutoring System for Java Expression Evaluation." *Information Technology Journal* 7(3): 528-532.
59. AbuEloun, N. N. and S. S. Abu-Naser (2017). "Mathematics intelligent tutoring system." *International Journal of Advanced Scientific Research* 2(1): 11-16.
60. Abu Naser, S. S., et al. (2017). "Trends of Palestinian Higher Educational Institutions in Gaza Strip as Learning Organizations." *International Journal of Digital Publication Technology* 1(1): 1-42.
61. Abu Naser, S. S., et al. (2016). "Measuring knowledge management maturity at HEI to enhance performance-an empirical study at Al-Azhar University in Palestine." *International Journal of Commerce and Management Research* 2(5): 55-62.
62. Abu Naser, S. S. and M. J. Al Shobaki (2016). The Impact of Management Requirements and Operations of Computerized Management Information Systems to Improve Performance (Practical Study on the employees of the company of Gaza Electricity Distribution). First Scientific Conference for Community Development.
63. Abu Naser, S. S. (2008). "Developing an intelligent tutoring system for students learning to program in C++." *Information Technology Journal* 7(7): 1055-1060.
64. Abu Naser, S. S. (2006). "Intelligent tutoring system for teaching database to sophomore students in Gaza and its effect on their performance." *Information Technology Journal* 5(5): 916-922.
65. Abu Naser, S. S. (1999). "Big O Notation for Measuring Expert Systems complexity." *Islamic University Journal Gaza* 7(1): 57-70.
66. Abu Naser, S. S. (1993). A methodology for expert systems testing and debugging. North Dakota State University, USA.
67. Abu Nada, A. M., et al. (2020). "Arabic Text Summarization Using AraBERT Model Using Extractive Text Summarization Approach." *International Journal of Academic Information Systems Research (IJAISR)* 4(8): 6-9.
68. Abu Nada, A. M., et al. (2020). "Age and Gender Prediction and Validation Through Single User Images Using CNN." *International Journal of Academic Engineering Research (IAER)* 4(8): 21-24.
69. Abu Amuna, Y. M., et al. (2017). "Understanding Critical Variables for Customer Relationship Management in Higher Education Institution from Employees Perspective." *International Journal of Information Technology and Electrical Engineering* 6(1): 10-16.
70. Abu Amuna, Y. M., et al. (2017). "Strategic Environmental Scanning: an Approach for Crises Management." *International Journal of Information Technology and Electrical Engineering* 6(3): 28-34